



## **Award Bid - BWH3530**



# Table of Contents

<b>Award Bid - BWH3530</b> .....	i
<b>Award Bid - BWH3530</b> .....	1



# Award Bid - BWH3530

**Warehouse > Maintenance > Bid Processing > Award Bid**

This page is used to award a bid to a vendor and create a purchase order based on the approved bid details. You can only view your created bids. However, if the **Global Access** field is selected on the Maintenance > User Profiles > Purchasing Permissions tab in District Administration, you can view bids created by all users.


**Award a bid:**

<b>Retrieve an existing record</b>	<table border="1" style="width: 100%;"> <tr> <td style="width: 15%;"><b>Bid Nbr</b></td> <td>Type the six-digit bid number to be retrieved, if known. Leading zeros are not required.</td> </tr> </table> <p>Click <b>Retrieve</b>.</p> <p>If the bid number is not known, click <b>Directory</b>.</p> <p>To search for a specific bid number, type data in one or more of the search fields.</p> <p>To search through all available data, leave all fields blank.</p> <p>Click <b>Search</b>. A list of bid numbers matching the search criteria is displayed.</p> <p>Select a bid number from the list. Otherwise, click <b>Cancel</b>.</p>	<b>Bid Nbr</b>	Type the six-digit bid number to be retrieved, if known. Leading zeros are not required.
<b>Bid Nbr</b>	Type the six-digit bid number to be retrieved, if known. Leading zeros are not required.		


Under **Bid Information**:

Field	Description
<b>Bid Nbr</b>	The assigned bid number is displayed.
<b>Buyer</b>	The logged-on user's name is displayed.
<b>Payment Terms</b>	The bid payment term is displayed (e.g., Net 30).
<b>Request Date</b>	The bid request date is displayed in the MMDDYYYY format.
<b>Date Open</b>	The beginning date for the bid is displayed in the MMDDYYYYY format.
<b>Date Close</b>	The ending date for the bid is displayed in the MMDDYYYYY format.
<b>Ship To</b>	The bid shipping address is displayed.
<b>Freight Term</b>	The freight term is displayed.
<b>Reference</b>	The bid reference description is displayed.

Under **Bid Items**, the inventory line item details are displayed.

	Click to view the line item details. The vendor list to which the bid was solicited is displayed under <b>Vendor Information</b> .
<b>Note</b>	Click to view or add bid notes. If notes exist, a paperclip icon is displayed on the <b>Note</b> button.

Under **Vendor Information**, the **Vendor Nbr**, **Vendor Name**, **Vendor Sort Key**, **Address**, **Phone**, **Fax**, **Email**, and **HUB Status** fields from the Vendor Information > Vendor/Name address tab are displayed for each vendor.

	Click to view the bid quote items for the selected vendor. The line items are displayed at the bottom of the page under <b>Bid Quote Items</b> .
<b>Response Date</b>	Type the date that the vendor responded to the bid in the MMDDYYYY format. If this field is populated for any line item, the Response field under <b>Bid Quote Items</b> is automatically selected.
<b>Response Time</b>	Type the time that the vendor responded to the bid in the HH MM format.
<b>Reference Quote</b>	Type the reference quote assigned to the bid by the vendor.


Under **Vendor Responses**:

<b>Response</b>	If selected, the vendor responded to the bid solicitation.
<b>Bid</b>	If selected, the vendor provided a different price for the line item, which is displayed in the <b>Unit Price</b> field.
<b>Vendor Comments</b>	Click <b>Note</b> to view or add vendor comments. If comments exist, a paperclip icon is displayed on the <b>Note</b> button.

Click **Save**.

<b>Award Bid</b>	Click to award the bid to the selected vendor. A message is displayed indicating that the Award Bid process was completed. Click <b>OK</b> to continue and close the message.  Click <b>Print</b> to print the report.
------------------	---------------------------------------------------------------------------------------------------------------------------------------------------------------------------------------------------------------------------------

**Other functions and features:**

<b>Return Bid to Vendor Response</b>	Click to return the bid to the Vendor Response page.
<b>Comment</b>	Click to view or add comments to the bid. The comments are strictly for bid purposes and are not displayed on the purchase order. If comments exist, a paperclip icon is displayed on the <b>Comment</b> button. Click <b>OK</b> to save the comment and close the window. Click <b>Cancel</b> to close the window without saving the comment.
<b>Print</b>	Click to print the report. <a href="#">Review the report.</a>
<b>Delete</b>	Click to delete a bid. All associated requisitions are updated with a <i>P - Pending status</i> . Requisitions can be viewed on the Purchasing > Inquiry > Requisition Status Inquiry page, and approved on the Purchasing > Maintenance > Approve Requisition page.
	Click to delete a row. The row is shaded red to indicate that it will be deleted when the record is saved.  Click <b>Save</b> .