



Vendor Response - BWH3520

Table of Contents

Vendor Response - BWH3520	i
Vendor Response - BWH3520	1

Vendor Response - BWH3520

Warehouse > Maintenance > Bid Processing > Vendor Response

This page is used to manage vendor responses to solicited bids. You must print or email the Reports > Bid Processing Reports > Request for Quotation Report (BWH2000) before you can retrieve a bid or enter a vendor response on this page.

All users with **Global Access** selected on the Maintenance > User Profiles > Permissions tab in District Administration can create bids and view existing bids.


Enter a vendor response:

Retrieve an existing record.	Search for a record.	
	<table border="1"> <tr> <td style="width: 150px;">Bid Nbr</td> <td>Type the six-digit bid number to be retrieved, if known. Leading zeros are not required.</td> </tr> </table> <p>Click Retrieve. If the bid number is not known, click Directory. To search for a specific bid number, type data in one or more of the search fields. To search through all available data, leave all fields blank. Click Search. A list of bid numbers matching the search criteria is displayed. Select a bid number from the list. Otherwise, click Cancel.</p>	Bid Nbr
Bid Nbr	Type the six-digit bid number to be retrieved, if known. Leading zeros are not required.	

Under **Bid Information**:

Field	Description
Bid Nbr	The assigned bid number is displayed.
Buyer	The buyer's name is displayed.
Payment Terms	The allowed payoff period (e.g., Net 30) is displayed.
Request Date	The request date is displayed.
Date Open	Type the beginning date for the bid in the MMDDYYYY format. Or, select a date from the calendar. In the blank field, type the begin time in the HH MM format.
Date Close	Type the ending date for the bid in the MMDDYYYY format. Or, select a date from the calendar. In the blank field, type the begin time in the HH MM format.
Ship To	The ship to address is displayed.
Reference	The bid reference description is displayed.

Under **Vendor Information**, the **Vendor Nbr**, **Vendor Name**, **Vendor Sort Key**, **Address**, **Phone**, **Fax**, **Email**, and **HUB Status** fields from the Vendor Information > Vendor/Name address tab are displayed for each vendor.







	Click to view the bid quote items for the selected vendor. The line items are displayed at the bottom of the page under Bid Quote Items .
---	--

Response Date	Type the date that the vendor responded to the bid in the MMDDYYYY format. If this field is populated for any line item, the Response field under Bid Quote Items is automatically selected.
Response Time	Type the time that the vendor responded to the bid in the HH MM format.
Reference Quote	Type the reference quote assigned to the bid by the vendor.

Under **Bid Quote Items**:

Response	This field is automatically selected if the Response Date field is populated under Vendor Information . It indicates that the vendor responded to the bid.
Bid	Select to indicate that the vendor provided a different price for the line item, and type the amount in the Unit Price field.
Vendor Comment Note	Click to view or add vendor comments. If comments exist, a paperclip icon is displayed on the Note button.
Bid Spec Description Note	Click to view or add bid notes. If notes exists, a paperclip icon is displayed on the Note button.
Save	<input type="checkbox"/> Click Save to save the vendor response. The bid status is changed to <i>R - Vendor Response</i> .
Submit	<input type="checkbox"/> Click Submit to submit the vendor responses. The bid is transferred to the Award Bid page.

Other functions and features:

Retrieve	<p>Retrieve data.</p> <p>The Retrieve button is also used to retrieve information from the last save. If you click Retrieve, any unsaved changes are lost.</p>
Comment	<p>Add comments to the bid.</p> <p>Click to view or add comments to the bid. The comments are strictly for bid purposes and are not displayed on the purchase order. If comments exist, a paperclip icon is displayed on the Comment button.</p> <p>Click OK to save the comment and close the window.</p> <p>Click Cancel to close the window without saving the comment.</p>
Print	<p>Print the bid details.</p> <p>Review the report using the following buttons:</p> <p>Click  to go to the first page of the report.</p> <p>Click  to go back one page.</p> <p>Click  to go forward one page.</p> <p>Click  to go to the last page of the report.</p> <p>The report can be viewed and saved in various file formats.</p> <p>Click  to save and print the report in PDF format.</p> <p>Click  to save and print the report in CSV format. (This option is not available for all reports.) When a report is exported to the CSV format, the report headers may not be included.</p> <p>Click X to close the report window. Some reports may have a Close Report, Exit, or Cancel button instead.</p>