



BWH1200 - Reprint Shipping Order


Table of Contents





BWH1200 - Reprint Shipping Order i

BWH1200 - Reprint Shipping Order 1

BWH1200 - Reprint Shipping Order

Warehouse > Reports > Warehouse Reports > Reprint Shipping Order

This report provides an automated way to print a shipping order. You can print one route, more than one route, or all routes. Even if you do not actually print the shipping order, you must click  to register the shipping order.

Parameter	Description
Include Item Location? (Y/N)	Y - Include item location (e.g., aisle, bin, etc.). N - Do not include item location (e.g., aisle, bin, etc.).
Select Shipping Order(s), or blank for All	Type the six-digit shipping order number, separating multiple shipping order numbers with a comma. Or, click  to select from a list of available shipping order numbers. Otherwise, leave blank to use all shipping order numbers.
Select Requisition(s), or blank for All	Type the six-digit requisition number, including all leading zeros and separating multiple requisition numbers with a comma (e.g., 000008, 091929). Or, click  to select from a list of available requisition numbers. Otherwise, leave blank to use all requisition numbers.
From Date Printed (MMDDYYYY)	Type the from date in the MMDDYYYY format to indicate the beginning date since the shipping order was printed, or leave blank to use all from dates.
To Date Printed (MMDDYYYY)	Type the to date in the MMDDYYYY format to indicate the ending date since the shipping order was printed, or leave blank to use all to dates.
Receiving Address ID, Blank for All	Type the three-digit receiving addresses (or campus ID numbers), including all leading zeros and separating multiple receiving addresses with a comma (e.g., 001, 098). Or, click  to select from a list of available receiving addresses. Otherwise, leave blank to use all receiving addresses.
Select SO Warehouse Route Nbr(s), or blank for All	Type the three-character shipping order warehouse route number, separating multiple shipping order warehouse route numbers with a comma. Or, click  to select from a list of available shipping order warehouse route numbers. Otherwise, leave blank to use all shipping order warehouse route numbers.

[Generate the report.](#)