



Core Collection: Special Education Data System (SPEDS) - Summer

Table of Contents

Core Collection: Special Education Data System (SPEDS) - Summer i
Core Collection: Special Education Data System (SPEDS) - Summer (IN WORKS) 1

Core Collection: Special Education Data System (SPEDS) - Summer (IN WORKS)

The Special Education Data System (SPEDS) Collection is a data collection used by the Texas Education Agency (TEA) to gather data for some State Performance Plan (SPP) indicators.

The SPEDS - Summer Submission joins together the Early Childhood Outcomes (SPPI-7), Timely Initial Evaluation and Eligibility Determination (SPPI-11), Early Childhood Transition (SPPI-12), and Secondary Transition (SPPI-13) indicators into one submission.

The SPEDS submission is due July 30, 2026.



IMPORTANT: Some of the images and/or examples provided in this document are for informational purposes only and may not completely represent your LEA's process.

For a complete list of submission rules and edits, access the TSDS Web-Enabled Data Standards (**TWEDS**) website. In the top-right corner, select the appropriate **School Year** (20XX), **Collection** (XXXX), and **Submission** (XXX) and click **Open**.



Once on the TWEDS website, in the Overview tab, you can review **Collections**, **Timelines (DUE DATES)**, and **Data Submission Responsibilities**. It is **highly important** to ensure that you review all of these details as they may change according to the **School Year**.

Additionally, you can use the other tabs on the TWEDS website to review **Data Components**, **Descriptor Tables**, **References**, **Rules**, **Change Logs**, and **Early Notices**.

Registration

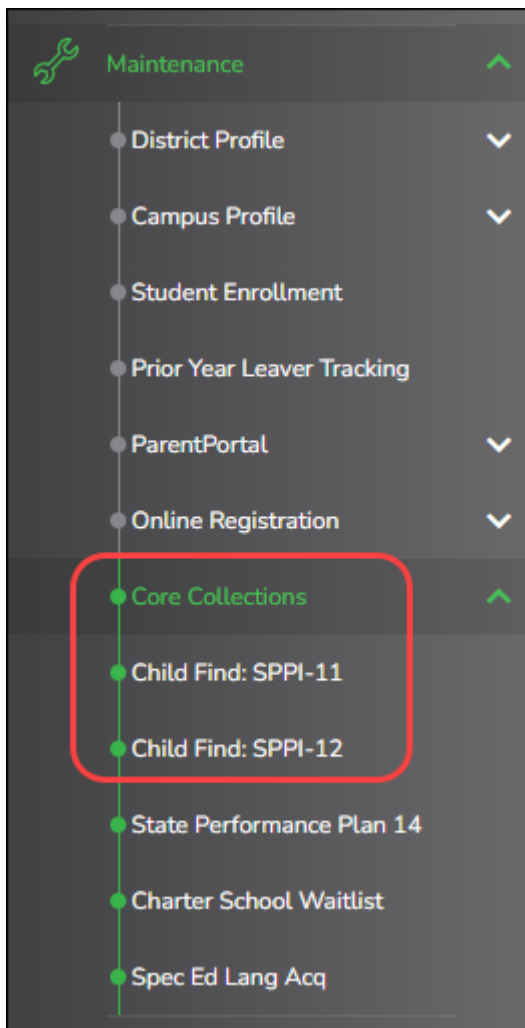
Registration > Maintenance > Core Collections

Data will be entered for Timely Initial Evaluation: SPPI-11 and SPPI-12 under *Registration > Maintenance > Core Collections* on the Child Find: SPPI-11 and Child Find: SPPI-12 screens.

There are four scenarios for reporting students:

- **Timely Initial Evaluation: SPPI-11 Scenario 1** for Enrolled Students, ages 3-21
- **Timely Initial Evaluation: SPPI-11 Scenario 2** for Non-Enrolled Students, ages 3-21
- **Timely Initial Evaluation: SPPI-12 Scenario 3** for Enrolled Students, ages 0 and up to, but not including, 3.
- **Timely Initial Evaluation: SPPI-12 Scenario 4** for Non-Enrolled Students, ages 0 and up to, but not including, 3.

NOTE: For the 2025–2026 school year, data for these indicators will be entered in the system within the Registration application using the current Child Find fields and screens. In the future, the Child Find screens will be renamed and relocated to the Special Education application.



- [Timely Initial Evaluation \(SPPI-11\) \(formerly part of TSDS Child Find\)](#)

SPPI-11 (Timely Initial Evaluation) refers to compliance with the state-established timeframes (19 TAC §89.1011) for evaluating children, ages 3-21, for special education under Part B of the Individuals with Disabilities Education Act (IDEA).

LEAs will submit student-level data for children who had an eligibility determination (ED) date during the annual data collection period which occurs from July 1 to June 30.

SPPI-11 (Timely Initial Evaluation) is a compliance indicator used for meeting federal public reporting requirements for the State Performance Plan/Annual Performance Report (SPP/APR). It is also part of the federally required elements (FREs) used along with the results-driven accountability indicators for making annual LEA special education determinations (34 CFR §300.600(a)(2)).

- [Timely Initial Evaluation \(SPPI-11\) - Scenario 1: Enrolled Students, ages 3-21](#)

Registration > Maintenance > Student Enrollment > Demo1

The screenshot shows a detailed student information form. Key sections include:

- Demographic Information:** Fields for Grade (12), Entry Dt (08-16-2023), Track (02), and Name (JOHN SMYTHE AIDAN).
- Phone / Address:** Fields for Address (3066 FM 1699, Alamo City, TX 78878) and Phone (555-653-5606).
- Student Indicators:** Includes checkboxes for 'Child Find: SPPI-11' and 'Child Find: SPPI-12', both currently unchecked.
- Current / Next Year Information:** Fields for Control Num, Next Yr Cntrl, and CY Xfer Factor.
- Economic Disadvantage, Foster Care, Military Connected:** Each has a table with columns for Delete, Descriptor, Begin Date, and End Date.

Update data:

- Retrieve a student who is already enrolled at the campus using their Local Student ID, Student Name, or Texas Unique Student ID.
- Select the **Child Find: SPPI-11** checkbox in the **Student Indicators** section.

Click **Save**.

Registration > Maintenance > Core Collections > Child Find: SPPI-11 > Demographics/Enrollment

Information retrieved on this tab for an enrolled student is read-only and cannot be modified. Information can only be edited on *Registration > Maintenance > Demo1*.

Exclude from reporting is not used with enrolled students and is disabled on this screen.

Evaluation Delay Days is a calculation derived from the number of absences between the **Consent to Evaluation Received Date** and the **Initial Evaluation Date** found on *Child Find Data* and counts only those absences in an Average Daily Attendance (ADA) period. If those dates have not been entered, the field will show 0. This number is used by TEA to determine if the district is in compliance.

DEMOGRAPHICS / ENROLLMENT
CHILD FIND DATA

Demographic Information

Name: Exclude from reporting:

First Middle Last Generation

Sex: DOB: SSN: Texas Unique Stu ID: Hispanic/Latino:

White: Black/African American: Asian: American Indian/Alaskan Native: Hawaiian/Pacific Isl:

Enrollment Information

Grade: Instructional Track: Evaluation Delay Days:

Retrieve a Student:

NOTE: The **Student** field does not auto-complete at this time.

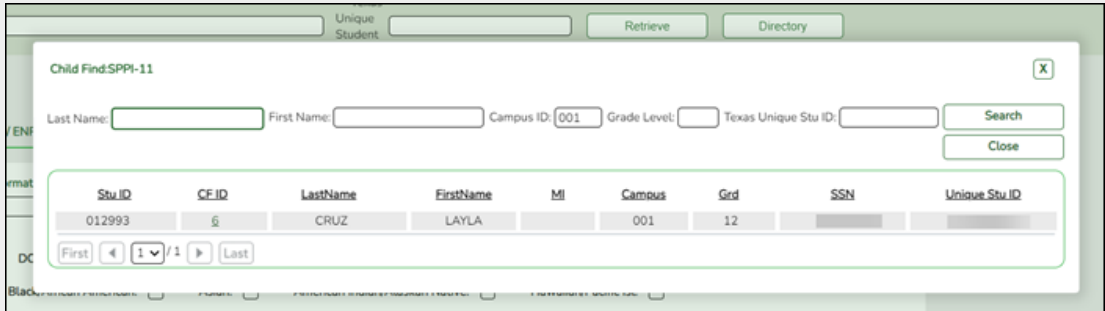
Type the exact Student ID or the exact Texas Unique Student ID.

Click **Retrieve**.

OR

Click **Directory** to select a student from the directory.

The **Directory** screen will display students that have been marked with the Child Find: SPPI-11 indicator on *Maintenance > Student Enrollment > Demo1*.



NOTE:

- The **CF ID** is the ID auto-generated.
- The **Campus ID** field auto-populates with the campus number on which the user is logged in.
- The **Campus** number identifies the student’s campus of enrollment.

☐ Click the student’s **CF ID** to Retrieve.

Registration > Maintenance > Core Collections > Child Find: SPPI-11 > Child Find Data

The information on this screen is specific to this tab and is not found anywhere else in ASCENDER.

NOTE: Some of the dates, images, and examples provided in this document are for informational and instructional purposes only

DEMOGRAPHICS / ENROLLMENT	<u>CHILD FIND DATA</u>
Child Find	
Evaluation Campus Id:	<input type="text" value="101"/>
Child Find Initial Evaluation	
Consent to Evaluation Received Date:	<input type="text" value="02-18-2022"/>
Initial Evaluation Date:	<input type="text" value="02-21-2022"/>
Child Find Eligibility Determination	
Eligibility Determination (ED) Date:	<input type="text" value="03-04-2022"/>
	<input type="checkbox"/> SpEd Srvc Eligible/Enrolled
Evaluation Delay	
Evaluation Delay Reason:	<input type="text"/>
Eligibility Delay Reason	
Eligibility Delay Reason:	<input type="text"/>

Enter Non-Enrolled Student Data

Under **Child Find**:

Evaluation Campus ID	<p>Enter the campus ID on which the student was evaluated.</p> <p>The Evaluation Campus ID number <u>may</u> or <u>may not be</u> the same as the Campus Enrollment ID.</p> <p><i>For example, the student may have been evaluated on Campus 105, but is enrolled at Campus 101.</i></p>
-----------------------------	--

Under **Child Find Initial Evaluation**:

Consent to Evaluation Received Date	Enter the first instructional day after LEA receives consent from the parent.
Initial Evaluation Date	<p>Enter the date the child was initially evaluated for the program.</p> <p>This date must not be before the Consent to Evaluation Received Date.</p>

Click **Save**.

Under **Child Find Eligibility Determination:**

Eligibility Determination (ED) Date	If applicable, enter the date the child was determined eligible for the program. IMPORTANT: If this date is left blank, the student will not be extracted to the interchanges.
SpEd Srvc Eligible/Enrolled	Select if a student is eligible for, and enrolled in Special Education services after the Eligibility Determination Date .

Under **Evaluation Delay:**

Evaluation Delay Reason	If applicable, choose a reason for the evaluation delay. Leave blank if there is no delay in evaluation. <div style="border: 1px solid #ccc; padding: 5px;"> <p style="margin: 0;">Evaluation Delay Reason: <input style="width: 100%;" type="text"/></p> </div>
--------------------------------	---

Under **Eligibility Delay Reason:**

Eligibility Delay Reason	If applicable, choose a reason for the eligibility delay. Leave blank if there is no delay in eligibility. <div style="border: 1px solid #ccc; padding: 5px;"> <p style="margin: 0;">Eligibility Delay Reason: <input style="width: 100%;" type="text"/></p> </div>
---------------------------------	--

Click **Save**.

- [Timely Initial Evaluation \(SPPI-11\) - Scenario 2: Non-Enrolled Students, ages 3-21](#)

Registration > Maintenance > Core Collections > Child Find: SPPI-11 > Demographics/Enrollment

Information on this tab must be manually added by the district.

Instructional Track and **Evaluation Delay Days** are not enabled or applicable for non-enrolled students.

Maintenance > Core Collections > Child Find: SPPI-11

Registration

Save Student Information School Year:

Student: 021802 Texas Unique Student ID: Retrieve Direct

DEMOGRAPHICS / ENROLLMENT CHILD FIND DATA

Demographic Information

Name: First Middle Last Generation Exclude from reporting:

Sex: M DOB: SSN: Texas Unique Stu ID: Hispanic/Latino:

White: Black/African American: Asian: American Indian/Alaskan Native: Hawaiian/Pacific Isl:

Enrollment Information

Grade: 10 Instructional Track: 01 Evaluation Delay Days: 0

Update data:

Under **Demographic Information:**

Name	Type the student's first, middle, and last name. Select a generation code if applicable.
Exclude from reporting	Select to exclude a non-enrolled student from reporting.
Sex	Select the student's gender.
DOB	Type the student's date of birth (MM-DD-YYYY).
SSN	Type the student's nine-digit social security number.
Texas Unique Stu ID	If available, type the student's ten-digit unique student ID. This ID is assigned to students by TEA and issued to schools by the TSDS TX Unique ID Application. This ID cannot be generated by an LEA and cannot begin with zero. This number can be added after it is received by TEA.
Hispanic/Latino	Select if the student is of Cuban, Mexican, Puerto Rican, South or Central American, or other Spanish culture or origin, regardless of race.

Name	Type the student's first, middle, and last name. Select a generation code if applicable.	
Race	One or more of the following options is selected, regardless of whether the student is Hispanic/Latino .	
	White	The field is selected if the student has origins in any of the original peoples of Europe, the Middle East, or North Africa.
	Black/African American	The field is selected if the student has origins in any of the black racial groups of Africa.
	Asian	The field is selected if the student has origins in any of the original peoples of the Far East, Southeast Asia, or the Indian subcontinent (including Cambodia, China, India, Japan, Korea, Malaysia, Pakistan, the Philippine Islands, Thailand, and Vietnam).
	American Indian/Alaskan Native	The field is selected if the student has origins in any of the original peoples of North and South America (including Central America).
	Hawaiian/Pacific Isl	The field is selected if the student has origins in any of the original peoples of Hawaii, Guam, Samoa, or other Pacific Islands.

Click **Save**.

Under **Enrollment Information**:

Grade	For student's who do not have a Texas Unique Stu ID, select the grade as if the student were enrolled. Leave blank for the 2022 school year.
Instructional Track	Disabled for non-enrolled students.

Evaluation Delay Days	<p>Disabled for non-enrolled students.</p> <p>TWEDS Data Element: EvaluationDelayDays (E1711) indicates the number of student absences, if any, beginning the first instructional day following the date on which the Local Education Agency (LEA) received written parental consent for the full individual and initial evaluation (FIIE) report.</p> <p>For TSDS extract purposes:</p> <ul style="list-style-type: none"> • If the Consent to Evaluation Received Date <u>and</u> Initial Evaluation Date fields are blank, then the Evaluation Delay Days calculation <u>does not</u> occur. • If the Consent to Evaluation Received Date <u>or</u> Initial Evaluation Date fields are blank, then the Evaluation Delay Days calculation <u>does not</u> occur. • If the existing Consent to Evaluation Received Date <u>or</u> Initial Evaluation Date fields are updated, then the Evaluation Delay Days calculation <u>does</u> occur.
------------------------------	---

Click **Save**.

Using the Directory to retrieve a non-enrolled student

In this scenario **Campus** has two purposes:

Stu ID	CF ID	LastName	FirstName	MI	Campus	Grd	SSN	Unique Stu ID
005915	3	AVILA	JOHN	GLENN	001	10	423764429	1732775639
008552	7	BLUEFORD	EMILY	DALLAS	001	09	480460110	2122396959
013121	5	CHEN	ECTOR	RENEE	001	11	444720826	2977181822
012993	6	CRUZ	LAYLA		001	12	402500690	7472684815
	18	Curro	Leopoldo		001		493626750	
	22	Estancia	Maria		001		668898787	8545213213
	21	Garcia	Marita		001		743072046	8743121021

- For an enrolled student, the **Campus ID** is the *enrollment campus*. There is a **Stu ID** associated with the student.
- For a non-enrolled student, the **Campus ID** is the *evaluation campus*. There is not a **Stu ID** associated with the student. These students have a **CF ID** which will act as a Stu ID for reporting purposes.

To retrieve students in the Directory who do not have an Evaluation Campus ID assigned on *Registration > Maintenance > Core Collections > Child Find: SPPI-11 > Child Find Data*:

- Clear the **Campus ID** field, then click **Search**. All students display.
- Click on the student's **CF ID** to retrieve the student.

The screenshot shows a search interface for 'Child Find: SPPI-11'. At the top, there are input fields for 'Last Name', 'First Name', 'Campus ID', 'Grade Level', and 'Texas Unique Stu ID'. The 'Campus ID' field is circled in red. Below the search fields is a table of student records. The table has columns for 'Stu ID', 'CF ID', 'LastName', 'FirstName', 'MI', 'Campus', 'Grd', 'SSN', and 'Unique Stu ID'. The 'Campus' column is highlighted with a red box, and an arrow points to the value '105' in the row for student ID 013121.

Stu ID	CF ID	LastName	FirstName	MI	Campus	Grd	SSN	Unique Stu ID
009364	8	AGUILAR	TIMOTHY	RENEE	041	06	453624266	3458692544
010451	14	ALLEN	EMMA	SHREEFE	102	02	525029016	1356691226
010442	13	ALVA	JOHN	LA'DARIUS	102	02	474839947	7166957829
005915	3	AVILA	JOHN	GLENN	001	10	423764429	1732775639
014046	1	BELL	JASMINE	LIONEL	105	KG	558145665	1525572447
008552	2	BLUEFORD	EMILY	DALLAS	001	09	480460110	2122396959
014208	30	CARR	DANIA	CHRISTIAN	105	KG	255374016	7638791586
013121	5	CHEN	ECTOR	RENEE	001	11	444720826	2977181822
012993	6	CRUZ	LAYLA		001	12	402500690	7472684815
	18	Curro	Leopoldo		001		493626750	
	22	Estancia	Maria		001		668898787	8545213213
	21	Garcia	Marita		001		743072046	8743121021
	20	Julio	Gervasio				542418670	
	19	Lalia	Amalya		105		420360577	
	31	LIDDELL	ALICE	H	001	10	463659801	
013070	10	MILLER	JADE	GABRIEL	041	07	509673686	7325632722
007473	4	RIVERA	LEXI	BONNIE LEE	001	10	705841329	7776121858
013697	12	ROSE	JAMES	MAERY	105	PK	186231961	1827731725
013351	2	SMITH	RONALD	MARIE	105	PK	278499473	2826324237

Registration > Maintenance > Core Collections > Child Find: SPPI-11 > Child Find Data

The information on this screen is specific to this tab and is not found anywhere else in ASCENDER.

NOTE: Some of the dates, images, and examples provided in this document are for informational and instructional purposes only

DEMOGRAPHICS / ENROLLMENT	<u>CHILD FIND DATA</u>
Child Find	
Evaluation Campus Id:	<input type="text" value="101"/>
Child Find Initial Evaluation	
Consent to Evaluation Received Date:	<input type="text" value="02-18-2022"/>
Initial Evaluation Date:	<input type="text" value="02-21-2022"/>
Child Find Eligibility Determination	
Eligibility Determination (ED) Date:	<input type="text" value="03-04-2022"/>
	<input type="checkbox"/> SpEd Srvc Eligible/Enrolled
Evaluation Delay	
Evaluation Delay Reason:	<input type="text"/>
Eligibility Delay Reason	
Eligibility Delay Reason:	<input type="text"/>

Enter Non-Enrolled Student Data

Under **Child Find**:

Evaluation Campus ID	<p>Enter the campus ID on which the student was evaluated.</p> <p>The Evaluation Campus ID number <u>may</u> or <u>may not be</u> the same as the Campus Enrollment ID.</p> <p><i>For example, the student may have been evaluated on Campus 105, but is enrolled at Campus 101.</i></p>
-----------------------------	--

Under **Child Find Initial Evaluation**:

Consent to Evaluation Received Date	Enter the first instructional day after LEA receives consent from the parent.
Initial Evaluation Date	<p>Enter the date the child was initially evaluated for the program.</p> <p>This date must not be before the Consent to Evaluation Received Date.</p>

Click **Save**.

Under **Child Find Eligibility Determination:**

Eligibility Determination (ED) Date	If applicable, enter the date the child was determined eligible for the program. IMPORTANT: If this date is left blank, the student will not be extracted to the interchanges.
SpEd Srvc Eligible/Enrolled	Select if a student is eligible for, and enrolled in Special Education services after the Eligibility Determination Date .

Under **Evaluation Delay:**

Evaluation Delay Reason	If applicable, choose a reason for the evaluation delay. Leave blank if there is no delay in evaluation.
<p>Evaluation Delay Reason: <input type="text"/></p>	

Under **Eligibility Delay Reason:**

Eligibility Delay Reason	If applicable, choose a reason for the eligibility delay. Leave blank if there is no delay in eligibility.
<p>Eligibility Delay Reason: <input type="text"/></p>	

Click **Save**.

Report

SRG5010 - Child Find SPPI-11 Student Roster Report gives a report of SPPI-11 students.

Preview
PDF
CSV
Clear Options

Student Report Group

- [SRG0200 - Student Name Listing](#)
- [SRG0300 - Student Address Listing](#)
- [SRG0400 - Student Information Sheets](#)
- [SRG0500 - Student Birthday Listing](#)
- [SRG0700 - Student Missing Forms](#)
- [SRG0710 - Standard Forms Printing](#)
- [SRG0720 - Online Registration Forms Related Reports](#)
- [SRG0730 - Percentage of Forms Submitted per Campus](#)
- [SRG0800 - Student Registration Forms](#)
- [SRG0810 - Blank Registration Forms](#)
- [SRG1001 - Student Address Labels](#)
- [SRG1002 - Student Name Labels](#)
- [SRG1300 - Student Bus Information](#)
- [SRG1800 - Enrollment by District of Residence](#)
- [SRG2000 - Student Contact Information](#)
- [SRG2400 - Students Without a ParentPortal Account Report](#)
- [SRG2600 - Attendance Zones Invalid Addresses](#)
- [SRG3014 - State Performance Plan14 Information](#)
- [SRG5000 - Child Find SPPI-11 Student Roster Report](#)
- [SRG5010 - Child Find SPPI-11 Student Roster Report](#)**
- [SRG6000 - Pandemic Electronic Benefit Transfer \(P-EBT\) \(2021 Summer\)](#)

SRG5010 - Child Find SPPI-11 Student Roster Report

Parameter Description	Value	List
Ending School Year (YYYY)	<input type="text" value="2022"/>	
Evaluation Campus ID (Blank for All)	<input type="text"/>	⋮
Include Non-Reported Students (Y,N)	<input type="text" value="N"/>	
Include Students Without an Evaluation Campus ID (Y,N)	<input type="text" value="Y"/>	

- In the **Ending School Year (YYYY)** field (Required), type the four-digit school year.
- In the **Evaluation Campus ID (Blank for All)** field, type the three-digit campus ID **where the student was evaluated**, or leave blank to create a report for all campuses. If creating the report for all campuses, the report is organized by Evaluation Campus ID, not by Enrolled Campus ID.
- In the **Include Non-Reported Students (Y,N)** field, type Y or N to include/exclude non-reported students.
- In the **Include Students Without an Evaluation Campus ID (Y,N)** field, type Y or N to include/exclude students without an Evaluation Campus ID.
- Click **Preview**.

Students without an Evaluation Campus ID will display on the first page of the report followed by listings for each evaluating campus.

Student Reported	First Name	Student Last Name	Student Unique ID	Student ID	Student DOB	Evaluation Campus ID	Grd Lvl	Instr Trck	Evaluation Delay Days	Consent to Eval Rcvd Dt	Initial Eval Dt	Eligibility Deter Dt	Eligibility Deter Cd	Eval Delay Reason	Elig Delay Reason
Y	SERGIO	CANTU	4692399223	319490	10/12/2014	001905108	04	00	0	04/08/2024	05/29/2024	08/22/2024	0		
Y	PAMELA	GUTIERREZ	7174758347	320581	08/21/2015	001905108	03	00	0	04/09/2024	08/20/2024	09/03/2024	1		
N	ANIYAH	PEREZ	4228256246	325039	08/27/2017	001905108	02	00	4	08/14/2024	09/01/2024		0		
Y	SETH	SALAZAR	2258845527	324291	03/30/2015	001905108	04	00	0	04/10/2024	08/16/2024	09/05/2024	1		

- [Timely Initial Evaluation \(SPPI-12\) \(formerly part of TSDS Child Find\)](#)

SPPI-12 (Early Childhood Transition) refers to compliance for children referred from Part C of

IDEA before age three, found eligible for Part B, and have an individualized education program (IEP) developed and implemented by their third birthday to receive early childhood special education (ECSE) services.

LEAs will submit student-level data for children who had an eligibility determination (ED) date during the annual data collection period which occurs from July 1 to June 30.

SPPI-12 is a compliance indicator used for meeting federal public reporting requirements for the State Performance Plan/Annual Performance Report (SPP/APR). It is also part of the federally required elements (FREs) used along with the results-driven accountability indicators for making annual LEA special education determinations (34 CFR §300.600(a)(2)).

- [Child Find: SPPI-12 - Scenario 3: Enrolled Students, ages 0 and up to, but not including, 3.](#)

Registration > Maintenance > Student Enrollment > Demo1

Child Find: SPPI-12 reports Enrolled students who are less than 3 years old as of September 1st.

The screenshot displays a student information system interface with the following sections:

- Demographic Information:** Includes fields for Grade (12), Entry Dt (08-16-2023), Track (02), Orig Entry (08-16-2023), Withdrawal Dt, Portal ID (boovSHvPaa), Name (JOHN JOE SMYTHE), Social Security Number Denied, SSN (508-14-2835), Prior SSN (123-45-6789), Texas Unique Student ID (4211223111), Medicaid Eligible, Medicaid ID, Sex (M), DOB (04-06-2006), Hispanic/Latino, Aggregate Race/Ethnicity (W - White), and checkboxes for White, Black/African American, Asian, American Indian/Alaskan Native, and Hawaiian/Pacific Isl.
- Phone / Address:** Includes Addr/Tel Rest (2), Phone Nbr (555 653-5606), Cell Ph Nbr (632-253-4429), E-mail, Mailing (3066 FM 1699, Alamo City, TX, 28878), and Physical (3066 FM 1699, Alamo City, TX, 28878) addresses.
- Student Indicators:** Includes Eligibility Code (1), Record Status (1), Attribution Code (00), NSLP, Campus ID Resid, Child Find: SPPI-11, Active Cd (1 - Active), Child Find: SPPI-12, City Residence, As of Status Last Friday October, Reporting Excl, and As of Status Last Day Enrollment.
- Current / Next Year Information:** Includes Control Num, Next Yr Contrl, Here Last Yr, Next Yr Camp (001), CY Xfer Factor, NY Xfer Factor, CY Team Code, and NY Team Code.
- Economic Disadvantage, Foster Care, and Military Connected:** Each section contains a table with columns for Delete, Descriptor, Begin Date, and End Date, with an Add button below.
- Attendance Zones:** A section on the right with a table for Campus, From Grd Lvl, and Thru Grd Lvl, currently showing "no rows".

Update data:

- Retrieve a student who is already enrolled at the campus using their Local Student ID, Student Name, or Texas Unique Student ID.

Select the **Child Find: SPPI-12** checkbox in the **Student Indicators** section.

Click **Save**.

Registration > Maintenance > Core Collections > Child Find: SPPI-12 > Demographics/Enrollment

Information retrieved on this tab for an enrolled student is read-only and cannot be modified. Information can only be edited on *Registration > Maintenance > Demo1*.

Retrieve a Student:

Click **Directory** to select a student from the [directory](#).

Under **Demographic Enrollment** and **Enrollment Information**:

Information retrieved on this tab is for an enrolled student and is read-only and cannot be modified. Information can only be edited on *Registration > Maintenance > Demo1*.

NOTE: The **Grade** and **Instructional Track** fields will auto-populate with information from *Registration > Maintenance > Student Enrollment > Demo1*.

The **ECI Start Date** and **ECI Indicator Code** fields will auto-populate with

information from *Registration > Maintenance > Student Enrollment > SpecEd* if a student has an active **ECI** record.

Registration > Maintenance > Core Collections > Child Find: SPPI-12 > Child Find Data

The information on this screen is specific to this tab and is not found anywhere else in ASCENDER.

DEMOGRAPHICS / ENROLLMENT CHILD FIND DATA

Child Find

Evaluation Campus Id:

Early Childhood Transition

ECI Notification Date: ECI Conference Date:

Child Find Initial Evaluation

Consent to Evaluation Received Date: Initial Evaluation Date:

Child Find Eligibility Determination

Eligibility Determination (ED) Date: SpEd Srvs Eligible/Enrolled:

Delay Reason

Evaluation Delay Reason:

Eligibility Delay Reason

Eligibility Delay Reason:

Update data:

Under **Child Find:**

Evaluation Campus ID	<p>Enter the campus ID on which the student was evaluated.</p> <p>The Evaluation Campus ID number <u>may</u> or <u>may not be</u> the same as the Campus Enrollment ID.</p> <p><i>For example, the student may have been evaluated on Campus 105, but is enrolled at Campus 101.</i></p>
-----------------------------	--

Under **Early Childhood Transition:**

ECI Notification Date	Enter the notification date.
ECI Conference Date	Enter the conference date.

Under **Child Find Initial Evaluation:**

Consent to Evaluation Received Date	Enter the first instructional day after LEA receives consent from the parent.
Initial Evaluation Date	<p>Enter the date the child was initially evaluated for the program.</p> <p>This date must not be before the Consent to Evaluation Received Date.</p>

Click **Save**.

Under **Child Find Eligibility Determination:**

Eligibility Determination (ED) Date	<p>If applicable, enter the date the child was determined eligible for the program.</p> <p>IMPORTANT: If this date is left blank, the student will not be extracted to the interchanges.</p>
SpEd Srvc Eligible/Enrolled	Select if a student is eligible for, and enrolled in Special Education services after the Eligibility Determination Date .

Under **Delay Reason:**

Evaluation Delay Reason	<p>If applicable, choose a reason for the evaluation delay. Leave blank if there is no delay in evaluation.</p> <div style="border: 1px solid #ccc; padding: 5px;"> <p style="margin: 0;">Evaluation Delay Reason: <input style="width: 100%;" type="text"/></p> </div>
--------------------------------	---

Under **Eligibility Delay Reason:**

Eligibility Delay Reason	<p>If applicable, choose a reason for the eligibility delay. Leave blank if there is no delay in eligibility.</p> <div style="border: 1px solid #ccc; padding: 5px;"> <p style="margin: 0;">Eligibility Delay Reason: <input style="width: 100%;" type="text"/></p> </div>
---------------------------------	--

Click **Save**.

If a student will not be reported, return to the *Demo1* tab, uncheck the **Child Find: SPPI-12** indicator and click **Save**. The student's information will be retained in ASCENDER but will not be reported.

- [Child Find: SPPI-12 - Scenario 4: Non-Enrolled Students, ages 0 and up to, but not including, 3.](#)

Registration > Maintenance > Core Collections > Child Find: SPPI-12 > Demographics/Enrollment

Information on this tab must be manually added by the district.

Instructional Track is not enabled or applicable for non-enrolled students.

Save
Student Information
School Year: 2021-2022
Campus

Student: SHELLEY, MARY
Texas Unique Student ID:
Retrieve
Directory

DEMOGRAPHICS / ENROLLMENT
CHILD FIND DATA

Demographic Information

Name: Exclude from reporting:

First Middle Last Generation

Sex: DOB: SSN: Texas Unique Stu ID: Hispanic/Latino:

White: Black/African American: Asian: American Indian/Alaskan Native: Hawaiian/Pacific Isl:

Enrollment Information

Grade: ECI Start Date: ECI Indicator Code: Instructional Track:

Enter Non-Enrolled Student Data:

Under **Demographic Information:**

Name	Type the student's first, middle, and last name. Select a generation code if applicable.
Exclude from reporting	Select to exclude a non-enrolled student from reporting.
Sex	Select the student's gender.
DOB	Type the student's date of birth (MM-DD-YYYY).
SSN	Type the student's nine-digit social security number.
Texas Unique Stu ID	If available, type the student's ten-digit unique student ID. This ID is assigned to students by TEA and issued to schools by the TSDS TX Unique ID Application. This ID cannot be generated by an LEA and cannot begin with zero. This number can be added after it is received by TEA.
Hispanic/Latino	Select if the student is of Cuban, Mexican, Puerto Rican, South or Central American, or other Spanish culture or origin, regardless of race.

Name	Type the student's first, middle, and last name. Select a generation code if applicable.	
Race	One or more of the following options is selected, regardless of whether the student is Hispanic/Latino .	
	White	The field is selected if the student has origins in any of the original peoples of Europe, the Middle East, or North Africa.
	Black/African American	The field is selected if the student has origins in any of the black racial groups of Africa.
	Asian	The field is selected if the student has origins in any of the original peoples of the Far East, Southeast Asia, or the Indian subcontinent (including Cambodia, China, India, Japan, Korea, Malaysia, Pakistan, the Philippine Islands, Thailand, and Vietnam).
	American Indian/Alaskan Native	The field is selected if the student has origins in any of the original peoples of North and South America (including Central America).
	Hawaiian/Pacific Isl	The field is selected if the student has origins in any of the original peoples of Hawaii, Guam, Samoa, or other Pacific Islands.

Click **Save**.

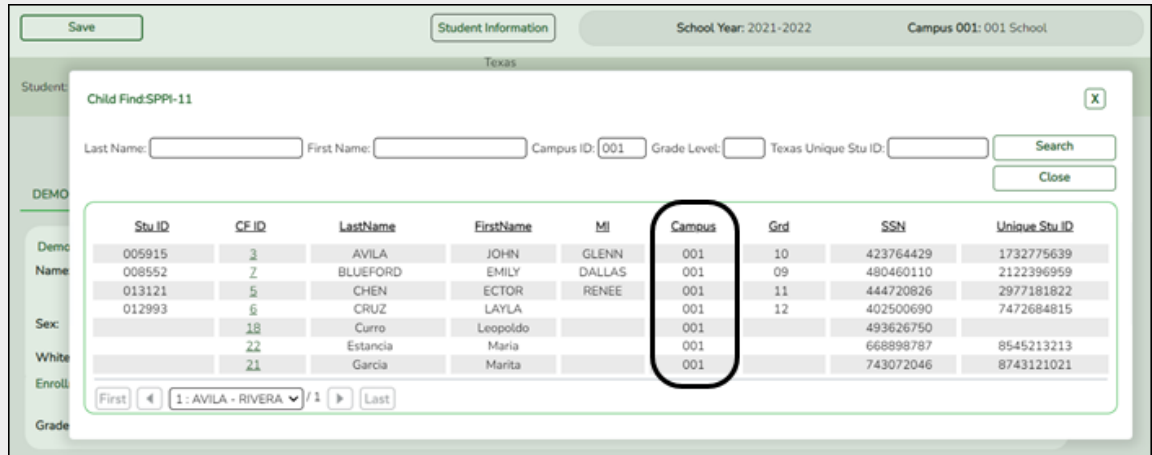
Under **Enrollment Information**:

Grade	For student's who do not have a Texas Unique Stu ID, select the grade as if the student were enrolled. Leave blank for the 2022 school year.
ECI Start Date	Enter the date the intervention takes effect. The date must be before the student's third birthday.
ECI Indicator Code	Select if the student participates in the Early Childhood Intervention (ECI) program. Ensure Notification Date and ECI Conference Date are first saved on <i>Child Find Data</i> .
Instructional Track	Disabled for non-enrolled students.

Click **Save**.

Using the Directory to retrieve a non-enrolled student

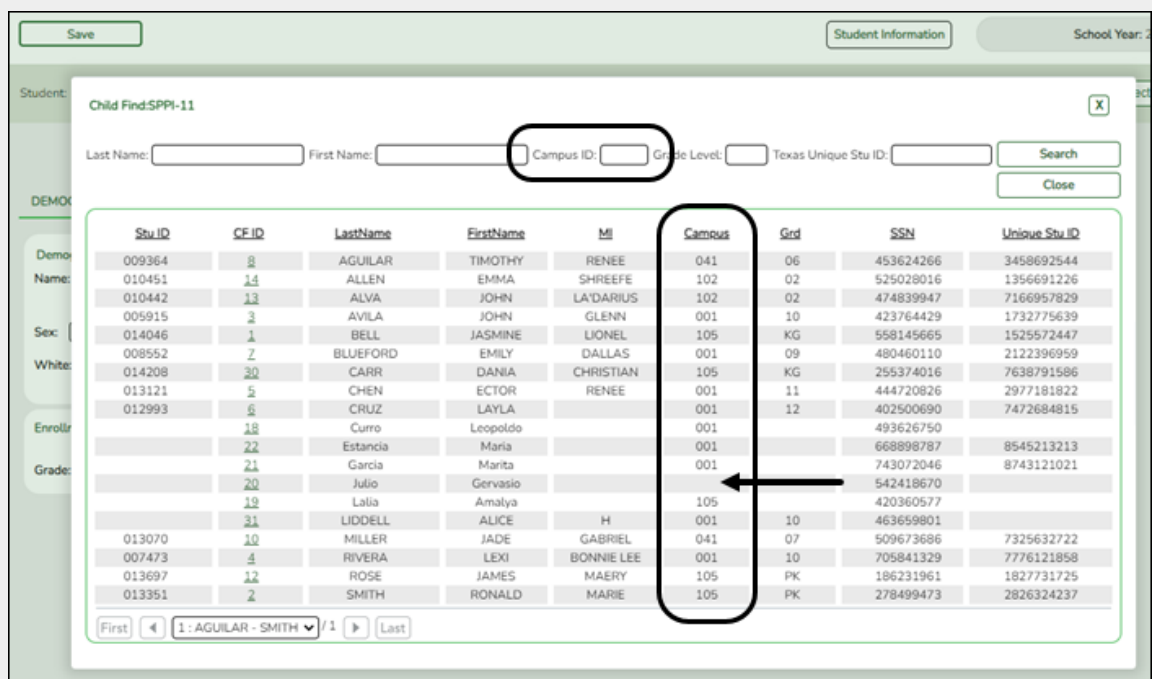
In this scenario **Campus** has two purposes:



- For an enrolled student, the **Campus ID** is the *enrollment campus*. There is a **Stu ID** associated with the student.
- For a non-enrolled student, the **Campus ID** is the *evaluation campus*. There is not a **Stu ID** associated with the student. These students have a **CF ID** which will act as a Stu ID for reporting purposes.

To retrieve students in the Directory who do not have an Evaluation Campus ID assigned on *Registration > Maintenance > Core Collections > Child Find: SPPI-12 > Child Find Data*:

- Clear the **Campus ID** field, then click **Search**. All students display.
- Click on the student's **CF ID** to retrieve the student.



Registration > Maintenance > Core Collections > Child Find: SPPI-12 > Child Find Data

The information on this screen is specific to this tab and is not found anywhere else in ASCENDER.

DEMOGRAPHICS / ENROLLMENT	CHILD FIND DATA
Child Find	
Evaluation Campus Id: <input type="text"/>	
Early Childhood Transition	
ECI Notification Date: <input type="text"/>	ECI Conference Date: <input type="text"/>
Child Find Initial Evaluation	
Consent to Evaluation Received Date: <input type="text"/>	Initial Evaluation Date: <input type="text"/>
Child Find Eligibility Determination	
Eligibility Determination (ED) Date: <input type="text"/>	SpEd Srvs Eligible/Enrolled: <input type="checkbox"/>
Delay Reason	
Evaluation Delay Reason:	<input type="text"/>
Eligibility Delay Reason	
Eligibility Delay Reason:	<input type="text"/>

Update data:

Under **Child Find:**

Evaluation Campus ID	<p>Enter the campus ID on which the student was evaluated.</p> <p>The Evaluation Campus ID number <u>may</u> or <u>may not be</u> the same as the Campus Enrollment ID.</p> <p><i>For example, the student may have been evaluated on Campus 105, but is enrolled at Campus 101.</i></p>
-----------------------------	--

Under **Early Childhood Transition:**

ECI Notification Date	Enter the notification date.
ECI Conference Date	Enter the conference date.

Under **Child Find Initial Evaluation:**

Consent to Evaluation Received Date	Enter the first instructional day after LEA receives consent from the parent.
Initial Evaluation Date	Enter the date the child was initially evaluated for the program. This date must not be before the Consent to Evaluation Received Date .

Click **Save**.

Under **Child Find Eligibility Determination:**

Eligibility Determination (ED) Date	If applicable, enter the date the child was determined eligible for the program. IMPORTANT: If this date is left blank, the student will not be extracted to the interchanges.
SpEd Srvc Eligible/Enrolled	Select if a student is eligible for, and enrolled in Special Education services after the Eligibility Determination Date .

Under **Delay Reason:**

Evaluation Delay Reason	If applicable, choose a reason for the evaluation delay. Leave blank if there is no delay in evaluation.
<div style="border: 1px solid gray; padding: 5px;"> <p>Evaluation Delay Reason: <input type="text"/></p> </div>	

Under **Eligibility Delay Reason:**

Eligibility Delay Reason	If applicable, choose a reason for the eligibility delay. Leave blank if there is no delay in eligibility. <div data-bbox="399 224 1487 358" style="border: 1px solid #ccc; padding: 5px;"><p data-bbox="430 235 638 268">Eligibility Delay Reason</p><p data-bbox="430 280 638 313">Eligibility Delay Reason: <input data-bbox="678 280 1268 324" type="text"/></p></div>
---------------------------------	---

Click **Save**.

If a student will not be reported, return to the *Demo1* tab, uncheck the **Child Find: SPPI-12** indicator and click **Save**. The student's information will be retained in ASCENDER but will not be reported.

Report

SRG5020 - Child Find SPPI-12 Student Roster Report gives a report of SPPI-12 students.

This report displays one listing per student for every ECI record on *Spec Ed*. For example, if a student has three ECI records, they will appear in the report three times, one time for each ECI record.

Preview
PDF
CSV
Clear Options

Student Report Group

- [SRG0200 - Student Name Listing](#)
- [SRG0300 - Student Address Listing](#)
- [SRG0400 - Student Information Sheets](#)
- [SRG0500 - Student Birthday Listing](#)
- [SRG0700 - Student Missing Forms](#)
- [SRG0710 - Standard Forms Printing](#)
- [SRG0720 - Online Registration Forms Related Reports](#)
- [SRG0730 - Percentage of Forms Submitted per Campus](#)
- [SRG0800 - Student Registration Forms](#)
- [SRG0810 - Blank Registration Forms](#)
- [SRG1001 - Student Address Labels](#)
- [SRG1002 - Student Name Labels](#)
- [SRG1300 - Student Bus Information](#)
- [SRG1800 - Enrollment by District of Residence](#)
- [SRG2000 - Student Contact Information](#)
- [SRG2400 - Students Without a ParentPortal Account Report](#)
- [SRG2600 - Attendance Zones Invalid Addresses](#)
- [SRG3014 - State Performance Plan14 Information](#)
- [SRG5000 - Special Education Language Acquisition \(SELA\) Roster Report](#)
- [SRG5010 - Child Find SPPI-12 Student Roster Report](#)
- [SRG5020 - Child Find SPPI-12 Student Roster Report](#)
- [SRG5030 - Parenting Electronic Remedy \(PER\) \(2021 Summer\)](#)

SRG5020 - Child Find SPPI-12 Student Roster Report

Parameter Description	Value	List
Ending School Year (YYYY)	<input type="text" value="2022"/>	
Evaluation Campus ID (Blank for All)	<input type="text"/>	⋮
Include Non-Reported Students (Y,N)	<input type="text" value="N"/>	

In the **Ending School Year (YYYY)** field (Required), type the four-digit school year. For example, for the 2021-2022 school year, type 2022.

In the **Evaluation Campus ID (Blank for All)** field, type the three-digit campus ID **where the student was evaluated**, or leave blank to create a report for all campuses. If creating the report for all campuses, the report is organized by Evaluation Campus ID, not by Enrolled Campus ID.

In the **Include Non-Reported Students (Y,N)** field, type Y or N to include/exclude non-reported students.

In the **Include Students Without an Evaluation Campus ID (Y,N)** field, type Y or N to include/exclude students without an Evaluation Campus ID.

Click **Preview**.

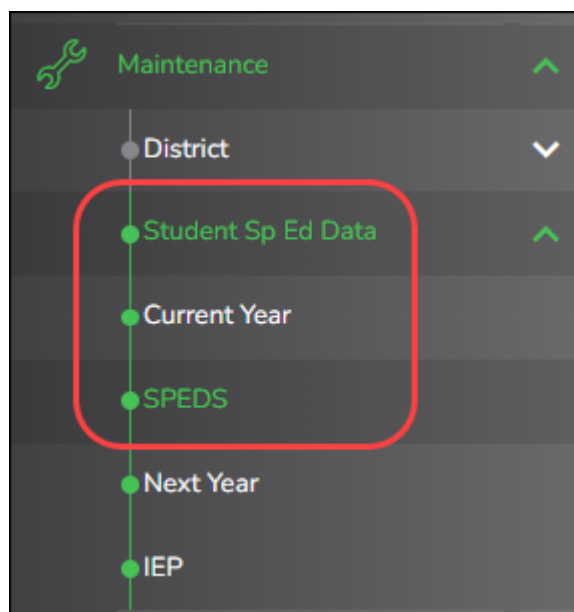
Students without an Evaluation Campus ID will display on the first page of the report followed by listings for each evaluating campus.

Date Run: 9/22/2023 11:27 AM		Child Find SPPI-12 Student Roster Report										Program ID: SRG5020						
Cnty-Dist: 194-902		TEXAS ISD										Page: 1 of 2						
Evaluation Campus ID: ALL		2023-2024																
Reported	Student First Name	Student Last Name	Student Unique ID	Student ID	Student DOB	Grd Lvl	Instr Trck	Evaluation Campus ID	ECI Start Dt	ECI Code	Ind ECI Notif Dt	ECI Cont Dt	Parental Consent Dt	Initial Eval Date	Eligibility Deter Dt	Eligibility Deter Cd	Eval Delay Reason	Elig Delay Reason
Y	JUSTICE	ASHLEY	7324897778	360020	08/01/2021	EE	01			0	08/16/2023	08/16/2023		08/16/2023	08/16/2023	0	07	03
N	KENDALL	CULPEPPER	2225737955	360017	08/30/2018	KG	01			0						0		
N	Terry	Martinez	9876541568		08/15/2022	EE				0						0		
Y	Toni	Martinez	3254657859		08/15/2022	EE				0				08/11/2023	08/14/2023	0	04	04
N	Baby	Sanchez	7777777777		12/10/2002	EE			08/15/2023	0						0		
N	Test	User	6666666666		11/11/2020	EE			08/16/2023	0						0		

Special Education

Special Education > Maintenance > Student Sp Ed Data > SPEDS

Data will be entered for **Early Childhood Outcomes: SPPI-7** and **Secondary Transitions: SPPI-13** on the *Special Education > Maintenance > Student Sp Ed Data > SPEDS* screens.



- [Early Childhood Outcomes \(SPPI-7\)](#)

Special Education > Maintenance > Student Sp Ed Data > SPEDS > ECSE

SPPI-7 measures the demonstrated improvement for preschool children aged three through five with Individualized Education Programs (IEPs) in the following areas:

- Positive social-emotional skills (including social relationships).
- Acquisition and use of knowledge and skills (including early language/communication and early literacy); and
- Use of appropriate behaviors to meet their needs.

Local education agencies (LEAs) utilize the Childhood Outcomes Summary (COS) Process to document children's progress in the three outcomes. LEAs report these outcomes using a specific rating category on a seven-point scale at entry and exit of all students aged three through five (not in kindergarten) who receive early childhood special education (ECSE) services for six months or more during the school year.

NOTE: There are no system restrictions on this screen. Users are able to add information, however once data is sent, users may receive a fatal error since the student does not meet the criteria for that indicator.

DEMOGRAPHIC DATA ECSE SECONDARY TRANSITION

Early Childhood Outcomes - Entry/Exit
Exit Reason: ▼

Social Emotional Skills
Entry Skills: ▼ Exit Skills: ▼ New Skills:

Knowledge Skills
Entry Skills: ▼ Exit Skills: ▼ New Skills:

Appropriate Functioning Skills
Entry Skills: ▼ Exit Skills: ▼ New Skills:

View data:

[Select a student](#)

To retrieve a student's records, select the student in one of the following ways:

Student	<p>Begin typing the student ID (with leading zeros) or last name. As you begin typing, a drop-down list displays students whose ID or last name <i>begins with</i> the numbers or characters you have typed. The drop-down list displays the students' full name and grade level. From the drop-down list you can select the student.</p> <p>The student can also be located by typing the name in one of the following formats:</p> <ul style="list-style-type: none"> • Last name, comma, first name (smith, john) • Last name initial, comma, first name initial (s,j) • Comma, first name (,j)
Texas Unique Stu ID	<p>Type all or part of the student's Texas Unique Student ID to retrieve students whose ID <i>begins with</i> the characters you typed.</p> <p>If the student does not have a Unique ID, click TSDS Unique ID button to connect to the TSDS Unique ID Web Service and obtain an ID. Your LEA must have the appropriate credentials through Texas Education Agency Login (TEAL) before this functionality can be used.</p> <p>Review the Assign a TSDS Unique ID guide for additional information.</p>
Directory	<p>Click to select a student from the Directory.</p>
(photo)	<p>If a photo exists for the student, the student photo is displayed.</p> <p>From Registration > Maintenance > Student Enrollment, you can change the student photo:</p> <ol style="list-style-type: none"> 1. Hover over the image, and click Change. The Change Student Photo window opens. 2. Click Choose File. Locate and open the file for the new image. 3. Click Save. The window closes, and the new image is displayed. <p>Photos are not displayed in all applications. They are displayed in Attendance (Inquiry), Discipline, Grade Reporting, Graduation Plan, Health, Registration, and Scheduling. They are not displayed in Special Ed or Test Scores.</p>

Early Childhood Outcomes - Entry/Exit:

Exit Reason	Select the reason the student is no longer in the program.
--------------------	--

Social Emotional Skills:

Entry Skills	Select the student's skill level at Entry.
Exit Skills	Select the student's skill level at Exit.
New Skills	Select if the student has acquired new skills.

Knowledge Skills:

Entry Skills	Select the student's skill level at Entry.
Exit Skills	Select the student's skill level at Exit.
New Skills	Select if the student has acquired new skills.

Appropriate Functioning Skills:

Entry Skills	Select the student's skill level at Entry.
Exit Skills	Select the student's skill level at Exit.
New Skills	Select if the student has acquired new skills.

Click **Save**.

Report

SEM2000 - SPEDS SPPI-7 Preschool Outcomes Student Roster Report allows LEAs to verify SPEDS data.

Program Report Group

- [SEM0200 - Special Ed Primary Disability Counts](#)
- [SEM0620 - TEA RDSPD Disability Report](#)
- [SEM0640 - TEA IDEA-B P.L. 105-17 Report](#)
- [SEM0800 - PEIMS Related Services List](#)
- [SEM0850 - PEIMS Verification List](#)
- [SEM1200 - Special Ed Instructional Setting Counts](#)

Student Report Group

- [SDS0200 - Special Ed Students in Discpln Settings](#)
- [SEM0000 - Special Ed Student Listing](#)
- [SEM0350 - Special Ed Student Profiles](#)
- [SEM0500 - Special Ed IEP Progress Report](#)
- [SEM0720 - Special Ed Student Active/Inactive List](#)
- [SEM0750 - Special Ed Student Disability List](#)
- [SEM0950 - Student Name Address List](#)
- [SEM1000 - Parent Address Labels](#)
- [SEM1100 - Student Special Ed Restraint List](#)
- [SEM7000 - 3rd Party Special Education Import Errors](#)

Student SPEDS Report Group

- [SEM2000 - SPEDS SPPI-7 Preschool Outcomes Student Roster Report](#)
- [SEM3881 - SPEDS SPPI-12 Secondary Transition Student Roster Report](#)

SEM2000 - SPEDS SPPI-7 Preschool Outcomes Student Roster Report

Parameter Description	Value	List
Ending School Year (YYYY)	<input type="text" value="2026"/>	<input type="checkbox"/>
Campus ID (Blank for All)	<input type="text" value="102"/>	<input type="checkbox"/>
Grade Level (Blank for All)	<input type="text"/>	<input type="checkbox"/>

In the **Ending School Year (YYYY)** field (Required), type the four-digit school year.

In the **Campus ID (Blank for All)** field, type the three-digit campus ID, or leave blank to create a report for all campuses. Leave blank to select all campuses in the district.

In the **Grade Level (Blank for All)** field, type the two-character grade level, or leave blank to select all grade levels.

☐ Click **Preview**.

Date Run: 3/23/2026 01:24:09 PM		SPEDS SPPI-7 Preschool Outcomes Student Roster Report										Program ID: SEM2000				
CDT		108 School										Page: 1 of 1				
Cnty-Dist: 001-905 Texas ISD		Sch Year: 2026														
Campus: 108																
Student Name	Unique ID / Student ID	Sex	Agg Ethn	DOB	Campus ID of Enrl	Grd Lvl	Exit Reason	Positive Social-Emotional Skills			Acquisition of Knowledge and Skills			Use of Appropriate Behaviors		
								Entry Skills	Exit Skills	New Skills	Entry Skills	Exit Skills	New Skills	Entry Skills	Exit Skills	New Skills
NICHOLSON, GENE D	1351265911/353974	F	H	06-17-2021	108	PK	01	01	05	Y	01	05	Y	01	05	Y
Total for Campus 108: 1																

- [Secondary Transition \(SPPI-13\)](#)

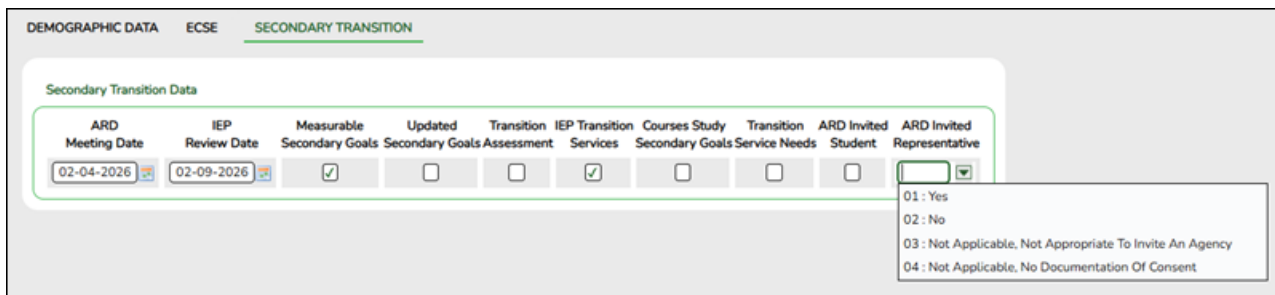
Special Education > Maintenance > Student Sp Ed Data > SPEDS > Secondary Transition

SPPI-13 measures the percentage of youth with IEPs aged 16 up to age 21 with an IEP that includes:

- Appropriate measurable postsecondary goals that are annually updated and based upon an age-appropriate transition assessment;
- Transition services, including courses of study, that will reasonably enable the student to meet those postsecondary goals and
- Annual IEP goals related to the student's transition service needs.

Additionally, there must be documented evidence that the student was invited to the admission, review, and dismissal (ARD) committee meeting where transition services are to be discussed and evidence that, if appropriate, a representative of any participating agency that is likely to be responsible for providing or paying for transition services was invited to the ARD meeting with the prior consent of the parent or student who has reached the age of majority.

NOTE: There are no system restrictions on this screen. Users are able to add information, however once data is sent, users may receive a fatal error since the student does not meet the criteria for that indicator.





View data:

Select a student

To retrieve a student's records, select the student in one of the following ways:

<p>Student</p>	<p>Begin typing the student ID (with leading zeros) or last name. As you begin typing, a drop-down list displays students whose ID or last name <i>begins with</i> the numbers or characters you have typed. The drop-down list displays the students' full name and grade level. From the drop-down list you can select the student.</p> <p>The student can also be located by typing the name in one of the following formats:</p> <ul style="list-style-type: none"> • Last name, comma, first name (smith, john) • Last name initial, comma, first name initial (s,j) • Comma, first name (,j)
<p>Texas Unique Student ID</p>	<p>Type all or part of the student's Texas Unique Student ID to retrieve students whose ID <i>begins with</i> the characters you typed.</p> <p>If the student does not have a Unique ID, click TSDS Unique ID button to connect to the TSDS Unique ID Web Service and obtain an ID. Your LEA must have the appropriate credentials through Texas Education Agency Login (TEAL) before this functionality can be used. Review the Assign a TSDS Unique ID guide for additional information.</p>
<p>Directory</p>	<p>Click to select a student from the Directory.</p>
<p>(photo)</p>	<p>If a photo exists for the student, the student photo is displayed.</p> <p>From Registration > Maintenance > Student Enrollment, you can change the student photo:</p> <ol style="list-style-type: none"> 1. Hover over the image, and click Change. The Change Student Photo window opens. 2. Click Choose File. Locate and open the file for the new image. 3. Click Save. The window closes, and the new image is displayed. <p>Photos are not displayed in all applications. They are displayed in Attendance (Inquiry), Discipline, Grade Reporting, Graduation Plan, Health, Registration, and Scheduling. They are not displayed in Special Ed or Test Scores.</p>

Secondary Transition Data:

ARD Meeting Date	Enter the date of the most recent date the admission, review, and dismissal (ARD) committee met to update a student's individualized education program (IEP). Use the MMDDYYYY format. Or, click  to select the date from a calendar.
IEP Review Date	Enter the date the Local Education Agency (LEA) reviewed the student's individualized education program (IEP) folder for documentation of the SPPI-13 indicator requirements. Use the MMDDYYYY format. Or, click  to select the date from a calendar.
Measurable Secondary Goals	Select whether or not there were appropriate measurable postsecondary goals in the areas of training, education, employment, and, where appropriate, independent living skills in a student's IEP.
Updated Secondary Goals	Select whether or not the postsecondary goals set in the IEP were updated annually.
Transition Assessment	Select whether or not there is evidence that the measurable postsecondary goals were based on age-appropriate transition assessments.
IEP Transition Services	Select whether or not the student's IEP includes transition services that will reasonably enable the student to meet their postsecondary goals.
Courses Study Secondary Goals	Select whether or not the transition services included courses of study that will reasonably enable the student to meet their postsecondary goals.
Transition Service Needs	Select whether or not there is/are annual IEP goals related to the student's transition service needs.
ARD Invited Student	Select whether or not there is documented evidence the student was invited to the Admission, Review, and Dismissal (ARD) Committee meeting where transition services were discussed.
ARD Invited Representative	Indicate whether or not there is evidence that a representative of any participating agency was invited to the Admission, Review, and Dismissal (ARD) Committee meeting with the prior consent of the parent or student who has reached age of majority.

Click **Save**.

Report

SEM2001 - SPEDS SPPI-13 Secondary Transition Student Roster Report allows LEAs to verify SPEDS data.

Program Report Group

[SEM0200 - Special Ed Primary Disability Counts](#)
[SEM0620 - TEA RDSPD Disability Report](#)
[SEM0640 - TEA IDEA-B P.L. 105-17 Report](#)
[SEM0800 - PEIMS Related Services List](#)
[SEM0850 - PEIMS Verification List](#)
[SEM1200 - Special Ed Instructional Setting Counts](#)

Student Report Group

[SDS0200 - Special Ed Students in Discpln Settings](#)
[SEM0000 - Special Ed Student Listing](#)
[SEM0350 - Special Ed Student Profiles](#)
[SEM0500 - Special Ed IEP Progress Report](#)
[SEM0720 - Special Ed Student Active/Inactive List](#)
[SEM0750 - Special Ed Student Disability List](#)
[SEM0950 - Student Name Address List](#)
[SEM1000 - Parent Address Labels](#)
[SEM1100 - Student Special Ed Restraint List](#)
[SEM7000 - 3rd Party Special Education Import Errors](#)

Student SPEDS Report Group

[SEM2000 - SPEDS SPPI-7 Preschool Outcomes Student Roster Report](#)
[SEM2001 - SPEDS SPPI-13 Secondary Transition Student Roster Report](#)

SEM2001 - SPEDS SPPI-13 Secondary Transition Student Roster Report

Parameter Description	Value	List
Ending School Year (YYYY)	<input type="text" value="2026"/>	<input type="checkbox"/>
Campus ID (Blank for All)	<input type="text" value="001"/>	<input type="checkbox"/>
Grade Level (Blank for All)	<input type="text"/>	<input type="checkbox"/>

- In the **Ending School Year (YYYY)** field (Required), type the four-digit school year.

- In the **Campus ID (Blank for All)** field, type the three-digit campus ID, or leave blank to create a report for all campuses. Leave blank to select all campuses in the district.

- In the **Grade Level (Blank for All)** field, type the two-character grade level, or leave blank to select all grade levels.

- Click **Preview**.

Date Run: 3/27/2026 01:45:12 PM CDT		SPEDS SPPI-13 Preschool Outcomes Student Roster Report										Program ID: SEM2001				
Cnty-District: 001-905 Texas ISD		001 School										Page: 1 of 1				
Campus: 001		Sch Year: 2026														
Student Name	Unique ID / Student ID	Sex	Ethn	DOB	Campus ID of Enrl	Grd Lvl	IEP Review Date	ARD Meeting Date	Measurable Secondary Goals	Updated Secondary Goals	Transition Assessment	IEP Transition Services	Courses Study Secondary Goals	Transition Service Needs	ARD Invited Student	ARD Invited Representative
BARRETT, BRETT F	7657295368/301786	M	H	02-19-2007	001	11	03-27-2026	03-16-2026	N	Y	Y	N	Y	Y	Y	02
Total for Campus 001:															1	