



Add crosswalks

Table of Contents

Add crosswalks i

Add crosswalks

[Finance](#) > [Tables](#) > [TSDS Crosswalks](#)

Map financial data from the LEA's set of accounts to TEA's Chart of Accounts for both the current and previous file IDs.

- Verify the TSDS crosswalks are correct.
- Verify that there are not crosswalks for the automatic crosswalks processed by ASCENDER.
- Review the [Actual Extract Automatic Crosswalks](#) page.



- If a crosswalk is created on this page, it will be used and applied throughout the TSDS reporting process.
- Automatic crosswalks are applied **AFTER** crosswalks created on this page are applied.
- If you choose to use crosswalks, note that no updates are made to the Finance application. Any updates must be made manually in the Finance application.

For example:

Tables > TSDS Crosswalks Finance

Save

Crosswalk Type: 060 Actual - Fund to Fund Retrieve Print

Delete	From	To
	428	429

First < 0 / 0 > Last Add

For LEA's changing from a September start fiscal year to July and this is the initial report of the change, select *SYR Actual - Short Year Fund/Yr* in the **Crosswalk Type** field, enter all funds in **both** the current and prior file IDs, and click **Save**.

For example:

File ID C

Tables > TSDS Crosswalks Finance


Save File ID: C


Crosswalk Type: SYR Actual - Short Year Fund/Yr Retrieve Print

Delete	From	To
	1996	1995
	2116	2115
	2256	2255
	2406	2255
	2446	2255
	4616	4615
	5996	5995

First < 1: 1996 - 5996 / 1 > Last Add


File ID 5 (prior file ID)

 Tables > TSDS Crosswalks

Finance 









Save




File ID: 5

Crosswalk Type: SYR Actual - Short Year Fund/Yr 

Retrieve

Print

Delete	From	To
	1996	1995
	2116	2115
	2256	2255
	2406	2405
	2446	2445
	4616	4615
	5996	5995
		

First  1: 1996 - 5996 / 1  Last  Add