



registration_campus_campus_wide_rf_options

Table of Contents




registration_campus_campus_wide_rf_options i

Click **+Add** to add the residential facilities attended by students within the campus boundaries.

The following fields are displayed below the grid.

This list populates the **Residential Facility ID** field on [Registration > Maintenance > Student Enrollment > W/R Enroll](#) for students who reside in a residential facility.

NOTE: These settings are campus specific. If the same facility exists on multiple campuses, the information must be entered for each campus.

County/Dist	The county-district number you are logged on to is displayed and cannot be changed.
Res Fac ID	Type the six-digit residential facility ID.
Facility Name	Type the name of the residential facility, up to 60 characters.
Inst Day Len	The field is automatically populated with the Instructional Daily Minutes as entered for the default campus-track on Attendance > Maintenance > Campus > Campus Options . If the number of minutes in the school day at the residential facility is different, this field can be modified.
	<p>Delete a facility.</p> <ol style="list-style-type: none"> 1. Click  to delete a row. The row is shaded red to indicate that it will be deleted when the record is saved. You can select multiple rows to be deleted at the same time. 2. Click Save. You are prompted to confirm that you want to delete the row. Click Yes to continue. Otherwise, click No. <p>You can save edits and delete records in the same step (i.e., the changes are all committed when the record is saved).</p>
	Click to view modify the information. The data is displayed in fields below the grid allowing you to make changes.
County/Dist	
Facility Name	
Res Fac ID	
Inst Day Len	