



## **District Name/Address - DA1200**



# Table of Contents

<b>District Name/Address - DA1200</b> .....	<b>i</b>
<b>District Name/Address - DA1200</b> .....	<b>1</b>




# District Name/Address - DA1200

**District Administration > Tables > District Information > District Name/Address**

This tab is used to record demographic information for the local education agency (LEA) such as the LEA name, address, phone number, fax number, and superintendent name. The table is shared between the ASCENDER Business and Student systems.



**Set up district information:**

Field	Description
<b>Year</b>	Verify that the correct school year is displayed. If not, type the four-digit school year for which you want to add or retrieve data and click <b>Retrieve</b> .
<b>District Name</b>	<p><a href="#">PEIMS Reporting Element</a></p> <p>Type the LEA name.</p>
<b>District County Name</b>	Type the county where the LEA is located. The field can be up to 20 characters.
<b>District Type</b>	<p>Type or select the applicable district type.</p> <ul style="list-style-type: none"> <li>• If <i>P - Private</i> is selected, the <b>District Type</b> field defaults to <i>Private</i> on the Maintenance &gt; Staff Demo &gt; Service Record tab in Personnel.</li> <li>• If <i>I - Independent</i> or <i>C - Charter</i> are selected, the <b>District Type</b> field defaults to <i>Public</i> on the Maintenance &gt; Staff Demo &gt; Service Record tab in Personnel.</li> </ul>
<b>District Website</b>	<p>Type the Internet address for the LEA's website. The field can be up to 255 characters.</p> <p><b>Note:</b> If your LEA's website is down when you save the record, an error message is displayed as the program is trying to connect to the website to validate the entry. Try again when the website is properly functioning.</p>
<b>District Email</b>	Type the LEA's email address. This field can be up to 255 characters.
<b>ESC Region Number</b>	Type the region number of the Education Service Center that serves the LEA. The field must be two digits (e.g., Type 01 for Region 1.) and is required.

<b>ESC County District Number</b>	<p><a href="#">PEIMS Reporting Element</a></p> <p>Type the six-digit ESC county district number assigned by the Texas Education Agency (TEA).  <a href="#">ESC County District Numbers</a></p> <table border="1" data-bbox="438 302 1109 1209"> <thead> <tr> <th>ESC Region Number</th> <th>County District Number</th> </tr> </thead> <tbody> <tr><td>Region 1</td><td>108950</td></tr> <tr><td>Region 2</td><td>178950</td></tr> <tr><td>Region 3</td><td>235950</td></tr> <tr><td>Region 4</td><td>101950</td></tr> <tr><td>Region 5</td><td>181950</td></tr> <tr><td>Region 6</td><td>236950</td></tr> <tr><td>Region 7</td><td>092950</td></tr> <tr><td>Region 8</td><td>225950</td></tr> <tr><td>Region 9</td><td>243950</td></tr> <tr><td>Region 10</td><td>057950</td></tr> <tr><td>Region 11</td><td>220950</td></tr> <tr><td>Region 12</td><td>161950</td></tr> <tr><td>Region 13</td><td>227950</td></tr> <tr><td>Region 14</td><td>221950</td></tr> <tr><td>Region 15</td><td>226950</td></tr> <tr><td>Region 16</td><td>188950</td></tr> <tr><td>Region 17</td><td>152950</td></tr> <tr><td>Region 18</td><td>165950</td></tr> <tr><td>Region 19</td><td>071950</td></tr> <tr><td>Region 20</td><td>015950</td></tr> </tbody> </table>		ESC Region Number	County District Number	Region 1	108950	Region 2	178950	Region 3	235950	Region 4	101950	Region 5	181950	Region 6	236950	Region 7	092950	Region 8	225950	Region 9	243950	Region 10	057950	Region 11	220950	Region 12	161950	Region 13	227950	Region 14	221950	Region 15	226950	Region 16	188950	Region 17	152950	Region 18	165950	Region 19	071950	Region 20	015950
ESC Region Number	County District Number																																											
Region 1	108950																																											
Region 2	178950																																											
Region 3	235950																																											
Region 4	101950																																											
Region 5	181950																																											
Region 6	236950																																											
Region 7	092950																																											
Region 8	225950																																											
Region 9	243950																																											
Region 10	057950																																											
Region 11	220950																																											
Region 12	161950																																											
Region 13	227950																																											
Region 14	221950																																											
Region 15	226950																																											
Region 16	188950																																											
Region 17	152950																																											
Region 18	165950																																											
Region 19	071950																																											
Region 20	015950																																											
<b>Street Nbr</b>	Type the street number of the LEA's location.																																											
<b>Street Name</b>	Type the street name of the LEA's location.																																											
<b>City</b>	Type the city name number of the LEA's location.																																											
<b>State</b>	Click  to select the two-character state code.																																											
<b>Zip</b>	Type the five-digit zip code and suffix.																																											
<b>Phone</b>	Type the LEA's phone number in the ###-###-#### format.																																											
<b>Fax</b>	Type the LEA's fax number in the ###-###-#### format.																																											
<b>Superintendent</b>	<b>Title</b>	Type the superintendent's title.																																										
	<b>First</b>	Type the superintendent's first name.																																										
	<b>Middle</b>	Type the superintendent's middle name.																																										
	<b>Last</b>	Type the superintendent's last name.																																										
	<b>Generation</b>	Select the superintendent's generation code.																																										
<b>Total Nbr School Board Requests</b>	<p><a href="#">PEIMS Reporting Element</a></p> <p>Type the total number of requests received from school board trustees (outside of a school board meeting) for information, documents, and records. This field is a maximum of three digits.</p>																																											
<b>Total Cost School Board Requests</b>	<p><a href="#">PEIMS Reporting Element</a></p> <p>Type the total cost that the district will incur fulfilling requests received from school board trustees (outside of a school board meeting) for information, documents, and records. This field is a maximum of six digits.</p>																																											

Under **Contracted Instructional Staff**:

Click **+Add** to add a row.

<b>Campus</b>	Type a three-digit campus ID. Or, click  to select a campus ID from the <a href="#">Campus lookup</a> .
<b>Program Intent Code</b>	Type a two-digit program intent code. Or, click  to select a code from the <a href="#">Program Intent Code lookup</a> .
<b>Nbr FTE</b>	Type the number of full-time employees. The value must be a positive number with two decimals and no more than 999.99.

Click **Save**.

**Other functions and features:**

<b>Retrieve</b>	Click to retrieve information from the last save. If you click <b>Retrieve</b> , any unsaved changes will be lost.
<b>Print</b>	Click to print the report. <a href="#">Review the report.</a>