



First Approver - DA4000

Table of Contents

First Approver - DA4000	i
First Approver - DA4000	1

First Approver - DA4000


District Administration > Workflow > First Approver

This page is used to create and maintain a list of first approvers for requisitions or change requests for each campus/department.

Notes:



- Only one approver per campus/department is allowed.
- If an approver is the first approver for multiple departments, he needs to be added to the table multiple times.
- Only a first approver is allowed to insert an approver after himself, if desired.

Add a first approver:


Field	Description
Workflow Type	Click  to select a specific workflow type (i.e., Budget Amendment Request, Warehouse, etc.).


Click **Retrieve**. A list of first approvers for the various campuses/departments is displayed.

Use the following fields to narrow your search:

Employee Nbr	Begin typing an employee number or name. As you type the data, a drop-down list of corresponding data is displayed. Select the desired employee, or click  to select an employee from the Approver Directory . The Employee Name field is populated based on the selected Employee Nbr . Note: To view the first approver for a specific campus/department, leave the Employee ID field blank, type a specific campus/department and click Retrieve .
Campus/Department	Type a campus ID or click  to select a one from the Department Directory . A list of all available campus IDs is displayed. The Campus/Department Name field is populated based on the selected Campus/Department ID . The Department Directory is populated from the campus/departments that are established on the Tables > District Information > Campus Name/Address page. Note: To view all of the campuses/departments for a specific approver, leave the Campus/Department field blank, type a specific employee ID number, and then click Retrieve .

In the grid:

Employee Nbr	Type an employee number or click  to select one from the Approver Directory . The Employee Name field is populated based on the selected Employee Nbr .
Print Name	Select to print the signature of the approver on the request or purchase order.

Campus/Department ID	Type a campus ID or click  to select one from the Department Directory . A list of all available campus IDs is displayed. The Campus/Department Name field is populated based on the selected Campus/Department ID .
-----------------------------	---

Click **Save**.

Other functions and features:

+Add	Click to add a row to the grid.
-------------	---------------------------------