



ASCENDER MemberPortal Navigation

Table of Contents



ASCENDER MemberPortal Navigation 1

ASCENDER MemberPortal Navigation

This page provides information about navigating MemberPortal.

Menu

The Main Menu is located on the left side of the page. At any time, you can:


- Click  to minimize the menu view. You can hover over the menu at any time to expand the view while it is minimized.
- Click  to expand the menu view.

Access Help


In the bottom-right corner of any page, click **Help**. The Help window opens.

A Table of Contents is displayed on the left, and the selected Help topic is displayed on the right. The Help topic is specific to the application page. You can browse other Help topics using the Table of Contents.

Exit Application

In the top-left corner of any page, click  to log out of the portal and return to the MemberPortal Login page. Any unsaved data will be lost.

Access the Self-Service Profile Page

Click your name in the top-left corner or click  in the top-right corner at any time to access the Self-Service Profile maintenance page.

View Notifications

Click  to view any notifications from EmployeePortal.



Back Cover