



# Budget Revision Request



# Table of Contents

**Budget Revision Request** ..... 1




# Budget Revision Request

## MemberPortal > Budget Revision Request

This page is used to create and submit grant budget revision requests to your fiscal agent. Depending on your access, this page may allow you to inquire only, enter and save data, create budget revision requests, or perform all tasks. Your fiscal agent is responsible for assigning your member information, grant type(s), and level of accessibility. If you only have access to enter and save requests, you can only update requests that you created.

### Retrieve a grant record:

Use the following fields to retrieve a specific grant.

Field	Description
<b>Year</b>	Type a four-digit grant year. This field defaults to the current school year.
<b>Grant ID</b>	<p>Begin typing a grant ID or description. As you type the data, a drop-down list of corresponding data is displayed. Select a grant ID. If the grant ID or description is not known, click  to select a grant ID from the <a href="#">Grant IDs lookup</a> or press the Spacebar to view a list of grant IDs.</p> <p>The grant ID autosuggest list and the Grant IDs lookup is based on the <b>Year</b> field. For example, if you type 2020 in the <b>Year</b> field and tab to the <b>Grant ID</b> field, only active 2020 grant IDs are displayed in the autosuggest list and in the lookup.</p>

Click **Retrieve**. The grant record is displayed.

- If you do not have access to submit budget revision requests or if the final reimbursement request has already been submitted for the selected grant year and ID, a message is displayed to inform you.

The following information only displays for existing records:

Under **Dates**:

<b>Begin Date</b>	Type the grant begin date in the MM-DD-YYYY format. Or, select a date from the calendar.
<b>End Date</b>	Type the grant end date in the MM-DD-YYYY format. Or, select a date from the calendar.

Under **Reserve**:

<b>Reserved Percent</b>	Type the reserved percentage amount. Valid values are 0-100.
<b>Reserved Amount</b>	Type the reserved amount. This amount cannot be greater than 999,999,999.99.

Under **Final Report**:

<b>Due Date</b>	Type the final reporting due date for the grant. This date must be after the grant <b>End Date</b> .
-----------------	--

<b>Processed Indicator</b>	This field is read-only and is automatically updated after the final transaction is submitted for a <b>Year</b> and <b>Grant ID</b> .
----------------------------	---

Under **Summary**:


<b>Total Award</b>	The original amount of the award plus or minus any amendments that have been approved (posted) is displayed.
<b>Reimbursements</b>	The reimbursement amounts that have been paid are displayed.
<b>Pending Reimbursements</b>	The reimbursement amounts that have been approved but not paid are displayed.
<b>Eligible Remaining</b>	The eligible remaining amount of the award (calculated <b>Total Award - Reimbursements</b> and <b>Pending Reimbursements = Eligible Remaining</b> ) is displayed.
<b>Matching Funds</b>	The total amount of matching funds is displayed.

### Create a budget revision request:

Under **Budget Revision Request**:

<b>Object</b>	Displays a list of the six predefined object classes for each year and grant ID: 61XX, 62XX, 63XX, 64XX, 65XX, and 66XX.
<b>Total Award</b>	Displays the total award amount for the corresponding object class, which includes the original amount of the award plus or minus any amendments that have been approved (posted).
<b>Object</b>	Displays a list of the six predefined object classes for each year and grant ID: 61XX, 62XX, 63XX, 64XX, 65XX, and 66XX.
<b>Total Award</b>	Displays the total award amount for the corresponding object class, which includes the original amount of the award plus or minus any amendments that have been approved (posted).
<b>Revision Amount</b>	If you need to move amounts between object classes, type the applicable revision amounts. The total revision amount for the request must net to a zero amount.
<b>Reimbursements</b>	Displays the reimbursement amounts that have been paid.
<b>Pending Reimbursements</b>	Displays the pending reimbursement amounts that have been approved but not paid.
<b>Eligible Remaining</b>	Displays the eligible remaining amount of the award (calculated <b>Total Award - Reimbursements</b> and <b>Pending Reimbursements = Eligible Remaining</b> ).
<b>Matching Funds</b>	Displays the total amount of matching funds.
<b>Total</b>	Displays the totals for each column.

Click **Save** to save the request without submitting it for approval.




- The transaction is added to the transaction list with a **Status** of **Saved**.
- If you need to make changes to the request, click  to open the Budget Revision Request pop-up window and make the necessary changes.

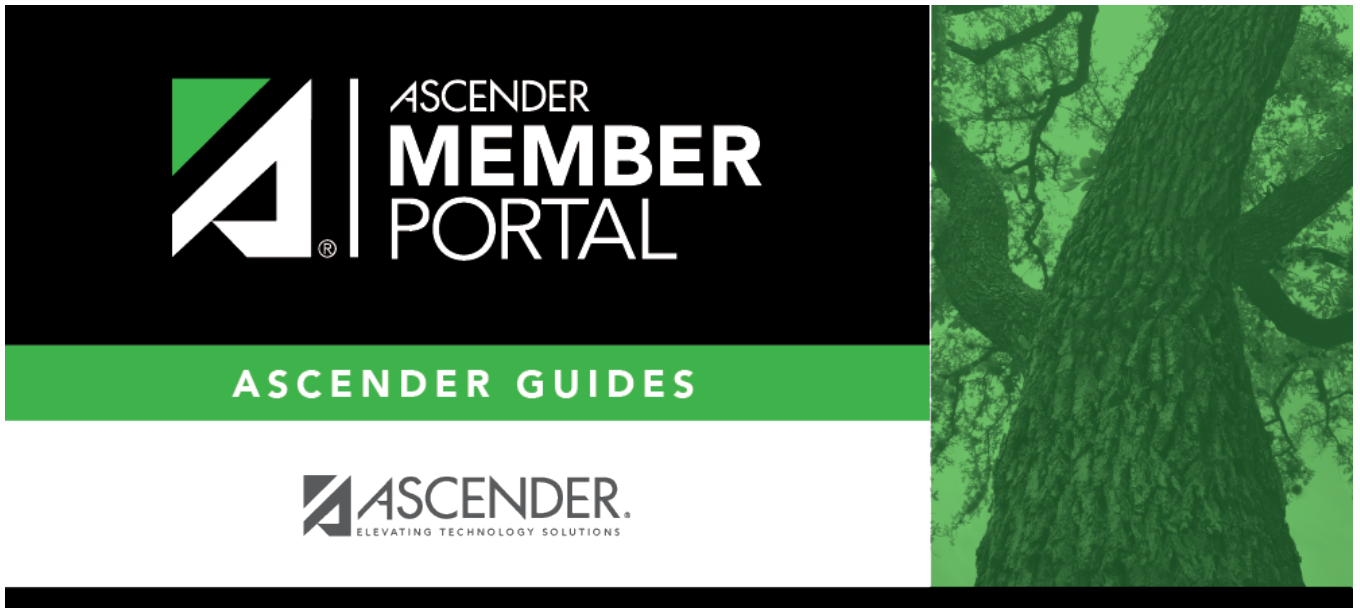
Click **Submit** to submit the request for approval. The request is sent through the appropriate approval path.

You will receive an email notification when the request is approved/returned.

## View details:

Under **Transactions:**

<b>Detail</b>	Click  to open the Budget Revision Request pop-up window and make the necessary changes.
<b>Doc</b>	If documents exist for the transaction,  is displayed. Click  to open the Document Attachments pop-up and view the existing uploaded documents. The Document Attachments feature in this view is read-only.
<b>Date</b>	The transaction date is displayed.
<b>Type</b>	Displays the transaction type. <ul style="list-style-type: none"> <li>• <i>Budget Adjustment</i> - Budget Adjustment Request</li> <li>• <i>Budget Revision</i> - Budget Revision Request</li> <li>• <i>Original</i> - Original Budget</li> <li>• <i>Periodic</i> - Reimbursement Request</li> <li>• <i>Final</i> - Final Request</li> </ul>
<b>Status</b>	Displays the transaction status. <ul style="list-style-type: none"> <li>• <i>Canceled</i> - The transaction was canceled (reversed or voided).</li> <li>• <i>Paid</i> - The reimbursement transaction completed the approval process and is approved and paid.</li> <li>• <i>Pending</i> - The reimbursement transaction completed the approval process and is approved but pending payment.</li> <li>• <i>Posted</i> - The budget amendment transaction completed the approval process and is approved.</li> <li>• <i>Returned</i> - The transaction was returned back to the originator for review during the approval process.</li> <li>• <i>Saved</i> - The transaction was saved but not submitted for approval.</li> <li>• <i>Submitted</i> - The transaction was submitted for approval.</li> </ul>
<b>Budget Amount</b>	The transaction budget amount is displayed. If the transaction type is periodic, the budget amount is 0.00.
<b>Reimbursement Amount</b>	The transaction reimbursement amount is displayed. If the transaction type is original or amended, the reimbursement amount is 0.00.
<b>Payment Date</b>	The transaction payment date is displayed. If the transaction type is original or amended, the payment date will be blank.



## Back Cover