



Grant List

Table of Contents

Grant List 1


Grant List

MemberPortal > Grant List





This page is used to view the details related to your assigned member grants. You can view a list of outstanding budget revision and reimbursement requests. Additionally, depending on your access, you can create new budget revision and reimbursement requests. Your fiscal agent is responsible for assigning your member information, grant type(s), and level of accessibility. If you only have access to enter and save requests, you can only update requests that you created.

Retrieve grant list:



Use the following fields to filter the grant list by status and/or year.

Field	Description
Grant Status	Click  to select a grant status (<i>Active, Closed, Canceled, All Statuses</i>)
Year	Type a four-digit grant year.

Click **Retrieve**. A list of grants for the specified status and/or year is displayed under **Grant Status**. Otherwise, a list of grants for all statuses to which you have access is displayed with the following details:

Detail	Click  to view the corresponding details for the request. A pop-window opens with the grant details. Within the details pop-up window, click  again to view the transaction details. Depending on the transaction type, either the Budget Revision Request or the Reimbursement Request pop-up window opens.
Year	The four-digit grant year is displayed.
Grant Type/ID	The grant type, description, and ID is displayed.
Total Award	The original amount of the award plus or minus any amendments for each object class that have been approved (posted) is displayed.
	Click to open the Budget Revision Request page for the selected grant. This icon only displays if you have access to enter, save, and submit budget revision requests.
Eligible Remaining	The eligible remaining amount of the award (Total Award - Reimbursements and Pending Reimbursements = Eligible Remaining) is displayed.
	Click to open the Reimbursement Request page for the selected grant. This icon only displays if you have access to enter, save, and submit reimbursement requests.
Pending Approval	The total amount pending approval (Reimbursement Requests with a submitted status) is displayed.
Begin Date End Date	The grant begin and end date is displayed in the MM-DD-YYYY format.
Approval Cutoff Next Pay Date	The grant approval cutoff date and next payment date is displayed in the MM-DD-YYYY format.

Under **Available to Submit**, a list of requests available for submission is displayed.

Detail	<p>Click  to view the corresponding details for the request. A pop-window opens with the grant request details.</p> <p>Within the details pop-up window, click  again to view the transaction details. Depending on the transaction type, either the Budget Revision Request or the Reimbursement Request pop-up window opens.</p>
Doc	If documents exist for the transaction, a paperclip icon is displayed. Click the paperclip icon to open the Document Attachments pop-up and view the existing uploaded documents. The Document Attachments feature in this view is read-only.
Date	The request date is displayed.
Year	The four-digit grant year is displayed.
Grant Type/ID	The grant type, description, and ID is displayed.
Request Type	The request type is displayed.
Status	The request status is displayed. Requests will either be in a <i>Returned</i> or <i>Saved</i> status.
Budget Amount	The total amount of all object class budget amounts for the request is displayed.
Reimbursement Amount	The total amount of all object class reimbursement amounts for the request is displayed.



Back Cover