



ASCENDER GUIDES



## Campus: Review & Accept Data Changes



# Table of Contents

**Campus: Review & Accept Data Changes** ..... 1



# ParentPortal Admin: Enrollment, Registration, and Data Updates

## Campus: Review & Accept Data Changes

These steps are completed in ASCENDER Registration.

Once a parent has a valid ParentPortal ID for an enrolled student, the parent can add a student to his ASCENDER ParentPortal account and access the student's attendance, grades, and more. If the district has enabled parents to update a student's registration data, a parent can complete annual online registration for the upcoming school year, as well as submit changes to his student's current year data from ParentPortal, such as address and telephone number changes.

As parents update data for their students, campus staff must review and approve each change.

The parent can also review, complete, and submit forms via ParentPortal. As parents review and submit forms from ParentPortal, the campus staff can monitor the status and identify students who are missing required forms.

Follow these steps to monitor and approve data changes, and identify students who are missing forms.

### Prerequisites:

- The steps in this guide must be completed in Registration by a user who has access to the pages described in these steps. Basic knowledge of the Registration application is assumed.
- For online registration changes, the district must have enabled parents to update student registration data online for the upcoming school year (i.e., the **Active Online Registration From** and **To** date fields must be set to allow parents a window of time in which to register.)
- For updates to a student's current year records, the district must have enabled parents to update student data online (i.e., the **Allow parents access to Student Data forms** field must be set to Yes.) See [District: Set Up & Enable Forms](#).

1. [Review submitted changes](#).

**Registration > Maintenance > Online Registration > Pending Updates**

The Pending Updates page allows you to review and approve or reject a student’s pending updates received from ParentPortal. The list includes changes submitted for online registration, as well as student data change requests for the current year.

On the ASCENDER landing page, the number of students with pending data updates is displayed.

The screenshot shows the ASCENDER dashboard. On the left is a navigation menu with 'My Applications' highlighted and a red arrow pointing to it. The main content area features two summary tables:

# Pending	ID/Freq	Approval Type
0	C	<a href="#">Finance &gt; Approve Budget Amendment</a>
0	0	<a href="#">Finance &gt; Approve Budget Amendment</a>
0	C/4	<a href="#">Payroll &gt; Approve CIP Transaction</a>
0	C/5	<a href="#">Payroll &gt; Approve CIP Transaction</a>
0	C/6	<a href="#">Payroll &gt; Approve CIP Transaction</a>
0		<a href="#">Payroll &gt; Self-Service Payroll Approval</a>
0		<a href="#">Personnel &gt; Self-Service Demographic Approval</a>
0	C/4	<a href="#">Position Management &gt; PMIS Payroll Rejections</a>
0	C/5	<a href="#">Position Management &gt; PMIS Payroll Rejections</a>
0	C/6	<a href="#">Position Management &gt; PMIS Payroll Rejections</a>
0		<a href="#">Purchasing &gt; Approve Bundle Requisitions</a>
0		<a href="#">Purchasing &gt; Approve Requisitions</a>
0		<a href="#">Purchasing &gt; Next Year Approve Requisitions</a>

# Pending	Campus	Registration Type
4	001	<a href="#">Pending Approvals</a>
0	002	<a href="#">Pending Approvals</a>
0	003	<a href="#">Pending Approvals</a>
1	042	<a href="#">Pending Approvals</a>
2	101	<a href="#">Pending Approvals</a>
6		<a href="#">New Student Enrollment</a>

On *Registration > Maintenance > Online Registration > Pending Updates* a list of students who have pending update requests is displayed.

Details	Stu ID	Last Name	First Name	Middle Name	Grade
	503992	BAILEY	DAVID	JERIAH	09
	504743	BAILEY	HAYDEN	SCOTT	11

Click to view the details of the pending updates.

The student's data is displayed on the **Pending Update Details** page where you can

approve or deny each pending update.

Decision		Submitted For	Field	Current Value	New Value	Comment	Submitted By	Doc Reqd
<input checked="" type="radio"/> Pending	<input type="radio"/> Accept	Ace, Rebecca Schofield	<a href="#">Student Health Information Sheet</a>	---	---		Ace, Erins	---
<input checked="" type="radio"/> Pending	<input type="radio"/> Accept	Ace, Rebecca Schofield	<a href="#">Student Residency Questionnaire</a>	---	---		Ace, Erins	---
<input checked="" type="radio"/> Pending	<input type="radio"/> Accept	Ace, Rebecca Schofield	<a href="#">Student Media Release</a>	---	---		Ace, Erins	---
<input checked="" type="radio"/> Pending	<input type="radio"/> Accept	Ace, Rebecca Schofield	<a href="#">History of School Attendance - Secondary</a>	---	---		Ace, Erins	---
<input checked="" type="radio"/> Pending	<input type="radio"/> Accept	Ace, Rebecca Schofield	<a href="#">Student Directory Information Release</a>	---	---		Ace, Erins	---
<input checked="" type="radio"/> Pending	<input type="radio"/> Accept	Ace, Rebecca Schofield	<a href="#">Migrant Education Program - Family Survey</a>	---	---		Ace, Erins	---
<input checked="" type="radio"/> Pending	<input type="radio"/> Accept	Ace, Rebecca Schofield	<a href="#">Ethnicity and Race Data Questionnaire</a>	---	---		Ace, Erins	---
<input checked="" type="radio"/> Pending	<input type="radio"/> Accept	Ace, Rebecca Schofield	<a href="#">Statement of Special Education Services</a>	---	---		Ace, Erins	---
<input checked="" type="radio"/> Pending	<input type="radio"/> Accept	Ace, Rebecca Schofield	<a href="#">Food Allergy Disclosure</a>	---	---		Ace, Erins	---
<input checked="" type="radio"/> Pending	<input type="radio"/> Accept	Ace, Rebecca Schofield	<a href="#">Military Connected Student Data</a>	---	---		Ace, Erins	---
<input checked="" type="radio"/> Pending	<input type="radio"/> Accept	Ace, Erin S	Contact: Relation	1	Mother		Ace, Erins	N

**Submitted For** The student's name for which the request was submitted is displayed.

One of the following is displayed:

- For a standard or static form, the form name is displayed.
- For a dynamic form, the ParentPortal field type for which the update was requested is displayed.

For a standard form, you can click next to the form name to view the form in a pop-up window.

Decision		Submitted For	Field
<input checked="" type="radio"/> Pending	<input type="radio"/> Accept	Bailey, David Jeriah	<a href="#">Student Media Release</a>
<input checked="" type="radio"/> Pending	<input type="radio"/> Accept	Bailey, David Jeriah	<a href="#">Student Phone</a>
<input checked="" type="radio"/> Pending	<input type="radio"/> Accept	Bailey, David Jeriah	<a href="#">Street Direction (Physical)</a>
<input checked="" type="radio"/> Pending	<input type="radio"/> Accept	Bailey, David Jeriah	<a href="#">Contact Phone</a>
<input checked="" type="radio"/> Pending	<input type="radio"/> Accept	Bailey, Erin S	<a href="#">Contact Military</a>

**Student Media Release [ Student: 503992 - Bailey, David Jeriah ]**

TEXAS ISD  
STUDENT MEDIA RELEASE

Student Name: Bailey, David Jeriah Student ID# 503992

During the school year, opportunities arise to provide positive information and publicity about our programs and events to the general public or specific audiences. In some cases, we may receive requests from the news media or professional persons to interview, photograph, and/or film students for news or non-profit publications, television or radio broadcasts, or for educational information and training or various publications and brochures printed by TEXAS ISD and parent-teacher organizations. Permission is needed for your child to be the subject of any news media publicity or to be included in district publications. Your selection will be kept on file for future reference and will remain in effect unless revoked in writing by the parent/guardian.

Yes  No I give permission for my child to be interviewed, photographed, and/or filmed for public news media, professional education information, or any other non-profit publication for public use (e.g. newsletters).

In addition, I give permission for my child's name, work and likeness to appear on the Internet.

**This form was submitted on 02/09/2021 by Bailey, Erin**

**NOTE:** If you reject a standard form, a parent will need to re-submit the entire form even if it was previously submitted. Review all form fields.

- Click **Spanish Version** to view a Spanish version of the form. Click **English Version** to return to the English version.
- Click **Print** to print the form.
- Click **OK** to close the window.

<b>Current Value</b>	The current data for the field is displayed, if it exists. This only applies to dynamic form fields.
<b>New Value</b>	The newly submitted information is displayed. This only applies to dynamic form fields.
<b>Submitted By</b>	The name of the parent/guardian who submitted the request is displayed.
<b>Doc Req'd</b>	This field is currently not in use. N is always displayed for dynamic form fields.
<b>Decision:</b>	
<b>Accept All</b>	Select to approve all of the student's pending update requests.
<b>Accept</b>	Select to approve a particular pending update.
<b>Reject All</b>	Select to reject all of the student's pending update requests.
<b>Reject</b>	Select to reject a particular pending update.
<b>Pending All</b>	Select to revert all requests to a pending status. This must be done prior to saving.
If you reject an update:	
<ul style="list-style-type: none"> <li>• You must enter comments explaining your decision. Include detailed explanation and action required of the parent.</li> <li>• An email message is sent to the parent notifying him that the change was not approved.</li> </ul>	

Click  to add comments about your decision to approve or reject a request. The Reviewer's Comment window opens.

Save Student Information School Year: 2020-21

Student ID: 503992 Student Name: Bailey, David Jeriah Inquiry

Decision	Submitted For	Field	Current Value	New Value	Comment	Submitted By	Doc Req'd
<input type="radio"/> Pending All <input type="radio"/> Accept All <input type="radio"/> Reject All							
<input checked="" type="radio"/> Pending <input type="radio"/> Accept <input type="radio"/> Reject	Bailey, David Jeriah	Student Media Release	---	---		Bailey, Erins	---
<input checked="" type="radio"/> Pending <input type="radio"/> Accept <input type="radio"/> Reject	Bailey, David Jeriah	Student Phone	2793891	5555559		Bailey, Erins	N
<input type="radio"/> Pending <input type="radio"/> Accept <input checked="" type="radio"/> Reject	Bailey, David Jeriah	Street Direction (Physical)		North		Bailey, Erins	N
<input checked="" type="radio"/> Pending <input type="radio"/> Accept <input type="radio"/> Reject	Bailey, David Jeriah	Contact					
<input checked="" type="radio"/> Pending <input type="radio"/> Accept <input type="radio"/> Reject	Bailey, Erin S	Contact					
<input checked="" type="radio"/> Pending <input type="radio"/> Accept <input type="radio"/> Reject	Bailey, Erin S	Contact					

Reviewer's Comments: 503992

You must provide proof of physical street address. Please bring a utility bill or some other document verifying your address to campus.

OK Cancel

**IMPORTANT!** Comments are required when you reject a request. Include detailed explanation and action required of the parent.

- a. Add or update comments as needed, up to 255 characters.
- b. Click **OK**.
- c. You must click **Save** on the Pending Updates page in order to save the updated data.

A red comment icon  indicates that reviewer's comments exist for the request.

Click **Save**.

**NOTE:** Once you have accepted or rejected all of a student's pending updates, the student's name is no longer displayed on the **Pending Updates** page.

## 2. Monitor student form submission.

**Registration > Maintenance > Student Enrollment > Forms**

The Forms tab allows you to view the status of a student's forms and maintain submission dates for hand-delivered forms.

Form information is displayed differently on this tab depending on the form type.

Some forms may only require the parent to acknowledge that he has reviewed the form. Other forms require the parent to input data. Some data input by parents must be approved by campus staff in order for the change to be made to the student's record. These settings are established in ParentPortal Admin on the Form Management pages.

- If a parent acknowledges the form via ParentPortal, you can view the form data and submission date.
- If a parent submits a form change via ParentPortal, you can view the form data and status.
- If a parent submits a hard copy of a form to the campus staff, you can manually record the date on which the form was delivered.

The Forms tab is not available until you retrieve a student on the **Student Enrollment** page. For a new student, you must enter and save all required data on the **Demo1** tab before proceeding to this tab.

Save School Year: 2020-2021

STUDENT: 504251 : AGUILAR, KAYLEIGH NORA TEXAS UNIQUE STU ID: 7181977627 Retrieve

Comments Bus Info Documents

DEMO1 DEMO2 DEMO3 AT RISK CONTACT W/R ENROLL SPEC ED G/T BIL/ESL TITLE I PRS GENERIC PK ENROLL FORMS

Sch Yr Forms Filter

2021  2022  All  Required  Non Required

Details	Sch Yr	Form Name	Submit Date	Submitter ID	Approval Date	Approver ID	Required Form
		Ethnicity and Race Data Questionnaire	<input type="text"/>		N/A	N/A	N
		FERPA and Directory Information Notice	<input type="text"/>		N/A	N/A	Y
		Food Allergy Disclosure	<input type="text"/>		N/A	N/A	Y
		History of School Attendance - Secondary	<input type="text"/>		N/A	N/A	Y
		Migrant Education Program - Family Survey	<input type="text"/>		N/A	N/A	Y
		Military Connected Student Data	<input type="text"/>		N/A	N/A	Y
		Student Directory Information Release	<input type="text"/>		N/A	N/A	Y
		Student Health Information Sheet	<input type="text"/>		N/A	N/A	Y
		Student Media Release	<input type="text"/>		N/A	N/A	Y
		Student Residency Questionnaire	<input type="text"/>		N/A	N/A	Y

All current and next year forms are listed.

- Unsubmitted forms are listed first, according to the selected school year.
- External forms are not listed.
- The list [can be re-sorted](#).

### filters

You can filter the listed forms:

<b>filters</b>	
<b>Sch Yr</b>	<p>Indicate if you want to view online registration forms (upcoming school year) or student data form changes (current school year).</p> <p>For example, if it is currently the 2019-2020 school year, and registration is open for the 2020-2021 school year, select <b>2020</b> to see student form changes submitted for the current school year, and/or select <b>2021</b> to see form changes submitted from online registration.</p> <p>Annual Student Data Rollover (ASDR) affects the school years displayed. After ASDR is run, the previous school year drops off, and the next school year is added.</p>
<b>Forms</b>	Select which forms you want to view for the selected school year(s).

Click **Filter**.

<b>Form Name</b>	The name of each form is displayed.
<b>Submit Date</b>	<p>For forms submitted online, the most recent date on which the parent submitted or acknowledged the form via ParentPortal is displayed.</p> <p>If the parent brings a paper copy of the form to the campus, type the date on which the parent delivered the form in the MMDDYYYY format, or click  to select the date from a calendar, and click <b>Save</b>.</p> <p>The date is saved in the <b>Submit Date</b> field.</p> <p><b>IMPORTANT:</b> You cannot enter a date unless you have filtered for one school year. If the <b>Sch Yr</b> field has both school years selected, or if no school year is selected, the field is disabled.</p>
<b>Submitter ID</b>	<p>For forms submitted online, the full name of the parent who most recently submitted the change or acknowledged the form via ParentPortal is displayed, according to the ID used to log on to ParentPortal.</p> <p>If the parent delivered a paper copy of the form to the campus, the full name of the campus administrator who entered the <b>Submit Date</b> date is displayed, according to the ID used to log on to ASCENDER.</p>
<b>Approval Date</b>	<p>For forms submitted online, the date on which the campus administrator most recently approved/rejected the change to the form data via the Pending Updates page is displayed.</p> <p>'N/A' is displayed for standard forms, any form delivered to the campus by the parent, or any form submitted during New Student Enrollment.</p>
<b>Approver ID</b>	<p>For forms submitted online, the full name of the campus administrator who most recently approved/rejected the change via the Pending Updates page is displayed, according to the ID used to log on to ASCENDER.</p> <p>'N/A' is displayed for standard forms, any form delivered to the campus by the parent, or any form submitted during New Student Enrollment.</p>
<b>Required Form</b>	Y or N is displayed to indicate if the form is required in either New Student Enrollment or Online Registration. N is only displayed if the form is not required in any group; otherwise, Y is displayed.

Click  to view the form details.

**NOTE:** For any form delivered to the campus by the parent, you cannot view the form; the spyglass icon is not available.

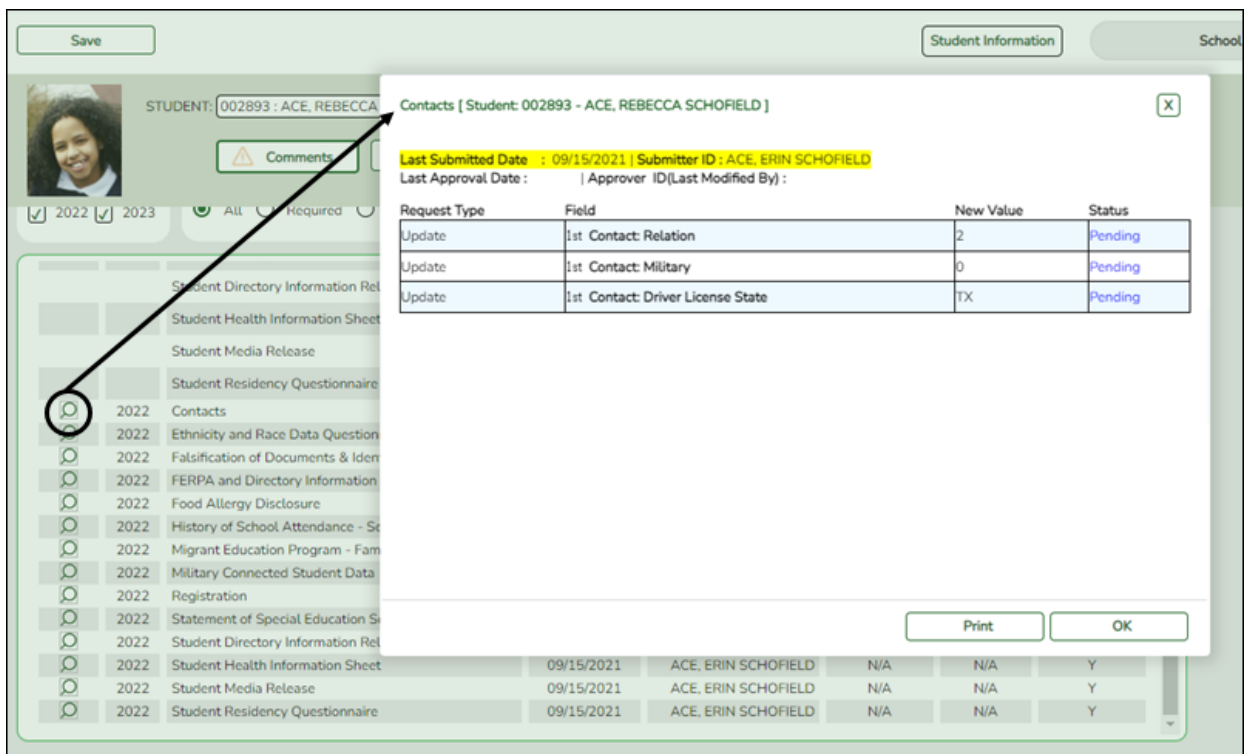
## DYNAMIC FORMS

If the parent submitted a change to any editable field in a dynamic form via ParentPortal, the each field change must be approved/rejected individually on **Pending Updates**.

If multiple changes have been submitted, the fields display data for the most recent change submitted.

☐ Click  to view details of the requested change(s).

A dynamic form is displayed as a table of fields and values. Only fields that have new or updated values are listed.




Request Type	Field	New Value	Status
Update	1st Contact: Relation	2	Pending
Update	1st Contact: Military	0	Pending
Update	1st Contact: Driver License State	TX	Pending

<b>Request Type</b>	<b>New Record</b> is displayed if no data currently exists.  <b>Update</b> is displayed if the parent requested to change the existing data.  <b>Delete</b> is displayed if the parent requested to remove the existing data.
<b>Field</b>	The field indicates which data is being updated.
<b>New Value</b>	The new value entered by the parent in ParentPortal is displayed.

<b>Status</b>	<p><b>Accepted</b> is displayed (in green) if the campus administrator accepted the change.</p> <p><b>Rejected</b> is displayed (in red) if the campus administrator rejected the change.</p> <p><b>Pending</b> is displayed (in blue) if a campus administrator has not yet accepted or rejected the change.</p>
---------------	---

- Click **Print** to print the form.
- Click **OK** to close the form.

## STANDARD FORMS

- Click  to view a standard form.

The standard form resembles the hard copy form and contains the data entered by the parent if applicable. The form submission date and parent name are also displayed on the form.

The screenshot shows a web interface with a sidebar on the left containing a list of forms for the year 2022. The 'Military Connected' form is circled in the sidebar, and a magnifying glass icon is also circled. An arrow points from the magnifying glass icon to the 'Military Connected Student Data' form window. The form window has a title bar that says 'Military Connected Student Data [ Student: 002893 - ACE, REBECCA SCHOFIELD ]'. Below the title bar, it says 'TEXAS ISD' and 'Military Connected Student Data'. The form content includes: 'STUDENT NAME: ACE, REBECCA SCHOFIELD STUDENT ID: 002893', a paragraph about Texas State Law, and a section titled 'Please check appropriate box, if applicable:' with several checkboxes. At the bottom of the form, a yellow highlight reads 'This form was submitted on 09/15/2021 by ACE, ERIN SCHOFIELD'. At the bottom right of the form window are buttons for 'Spanish Version', 'Print', and 'OK'.

---

<b>Spanish Version</b>	Click to view the Spanish version of the form if it is available.
<b>English Version</b>	Click to return to the English version of the form.

Click **Print** to print the English or Spanish version of the form.

Click **OK** to close the form.

Click **Save** if you entered or changed a date.

### 3. [Run reports.](#)

Several reports are available to assist you in monitoring and maintaining student data changes and forms.

#### **Registration > Reports > Registration Reports > Student > SRG0700 - Student Missing Forms**

This report provides a list of students who are missing one or more forms for the current school year. You can use the report to identify all students missing a specific form, or identify students who are missing any forms.

Before you can run the report for a specific form, the form must be set up in ASCENDER ParentPortal Admin - Form Group Management in the *Returning Student Registration* group or the *Student Data Maintenance* group. Only forms in these groups are available in the ellipsis lookup for the **Form Name** parameter.

Public Documents and New Student Enrollment forms, as well as Archived forms, are excluded.

Note that the **Submit Date** field, as displayed on the **Forms** tab, is used to associate a student's form with the current year.

Date Run: 2/8/2021 8:40 AM  
 Cnty-Dist: 031-775  
 Campus: 001

Student Missing Forms  
 001 School  
 Sch Year:2021


Program ID: SRG0700  
 Page: 1 of 95

Cntrl Nbr:	No Name found	Grade Lvl : 09	
Student Name	Student ID	Reqd Form	Form Name
Wright,Candy	123456	No	Ethnicity and Race Data Questionnaire
		Yes	FERPA and Directory Information Notice
		Yes	Food Allergy Disclosure
		Yes	History of School Attendance - Secondary
		Yes	Migrant Education Program - Family Survey
		Yes	Military Connected Student Data
		Yes	Student Directory Information Release
		Yes	Student Health Information Sheet
		Yes	Student Media Release
		Yes	Student Residency Questionnaire

Cntrl Nbr:	No Name found	Grade Lvl : 10	
Student Name	Student ID	Reqd Form	Form Name
REESE,PEYTON W	101190	No	Ethnicity and Race Data Questionnaire
		Yes	FERPA and Directory Information Notice
		Yes	Food Allergy Disclosure
		Yes	History of School Attendance - Secondary
		Yes	Migrant Education Program - Family Survey
		Yes	Military Connected Student Data
		Yes	Student Directory Information Release
		Yes	Student Health Information Sheet
		Yes	Student Media Release
		Yes	Student Residency Questionnaire

You can also run the report for a specific form.

Date Run: 2/8/2021 8:42 AM Cnty-Dist: 031-775 Campus: 001		 <b>Student Missing Forms</b> <b>STUDENT RESIDENCY QUESTIONNAIRE</b> Required Form 001 School Sch Year: 2021	Program ID: SRG0700 Page: 1 of 14
<b>Cntrl Nbr:</b>	No Name found	<b>Grade Lvl : 09</b>	
<b>Student Name</b>	<b>Student ID</b>		
Wright,Candy	123456		
<b>Cntrl Nbr:</b>	No Name found	<b>Grade Lvl : 10</b>	
<b>Student Name</b>	<b>Student ID</b>		
REESE,PEYTON W	101190		
<b>Cntrl Nbr:</b>	No Name found	<b>Grade Lvl : 11</b>	
<b>Student Name</b>	<b>Student ID</b>		
AYALA,ERIC C	101192		
CORTEZ,NEELE	101189		
MENDOZA,THALATCHANAN	101191		
<b>Cntrl Nbr:</b>	No Name found	<b>Grade Lvl : 12</b>	
<b>Student Name</b>	<b>Student ID</b>		
ARGUIJO,JAVIER	503795		
<b>Cntrl Nbr:</b>	000 PARGETER, MELISSA	<b>Grade Lvl : 09</b>	
<b>Student Name</b>	<b>Student ID</b>		
HERNANDEZ,NICHOLAS D	301063		

**Registration > Reports > Registration Reports > Student > SRG0710 - Standard Forms (Home Language Survey)**

This report prints the following forms for the selected students. The hard copies must be retained in the student's folder.

- Home Language Survey
- Home Language Survey -19 TAC (if available)
- Student Health Information Sheet

Only forms that were submitted by the parent via ParentPortal are printed; this report does not include forms that were manually recorded as submitted on **Registration > Maintenance > Student Enrollment > Forms**.

**NOTE:** The report was updated in summer 2019 according to revised TEA guidelines; if a parent submitted the old version of the Home Language Survey form, the old form is printed in this report. If the parent has submitted the new form, the new form is printed.

STUDENT ID: 444450	NAME OF STUDENT: Wright, Sharon A	CAMPUS: 001 School
<p>TXEIS ISD</p> <p><b>HOME LANGUAGE SURVEY-19 TAC Chapter 89, Subchapter BB, §89.1215</b></p> <p>(Home Language Survey applicable ONLY if administered for students enrolling in pre-kindergarten through grade 12)</p> <p><b>TO BE COMPLETED BY PARENT OR GUARDIAN FOR STUDENTS ENROLLING IN PREKINDERGARTEN THROUGH GRADE 8 (OR BY STUDENT IN GRADES 9-12):</b></p>		
<p>The state of Texas requires that the following information be completed for each student who enrolls in a Texas public school for the first time. It is the responsibility of the parent or guardian, not the school, to provide the language information requested by the questions below.</p>		
<p>Dear Parent or Guardian: To determine if your child would benefit from Bilingual and/or English as a Second Language program services, please answer the two questions below. If either of your responses indicates the use of a language other than English, then the school district must conduct an assessment to determine how well your child communicates in English. This assessment information will be used to determine if Bilingual and/or English as a Second Language program services are appropriate and to inform instructional and program placement recommendations. If you have questions about the process and use of the Home Language Survey, or you would like assistance in completing the form, please contact your school/district personnel. For more information on the process that must be followed, please visit the following website: <a href="https://projects.esc20.net/upload/page/0084/docs/EL%20Identification_ReclassificationFlowchart%202018.pdf">https://projects.esc20.net/upload/page/0084/docs/EL%20Identification_ReclassificationFlowchart%202018.pdf</a></p>		
<p><b>This survey shall be kept in each student's permanent record folder.</b></p>		
1. What language is spoken in the child's home most of the time?	Spanish	
2. What language does the child speak most of the time?	Vietnamese	
3. What is the student's country of birth?	Vietnam	
<p>If country not listed in dropdown list, enter country of birth:</p>		
<p><b>NOTE: If you believe you made an error when completing this Home Language Survey, you may request a correction, in writing, only if: 1) your child has not yet been assessed for English proficiency; and 2) your written correction request is made within two calendar weeks of your child's enrollment date.</b></p>		

Campus Name:	041 School		
Name of Student:	Wright, Thomas J	Grade:	06
Date of Birth:	10/20/2008	Student's Age:	12
<p>All information obtained for this purpose will remain confidential. One form per student enrolled is required.</p>			
<p>TEXAS ISD</p> <p><b>STUDENT HEALTH INFORMATION SHEET</b></p>			
<p>HEALTH HISTORY: Select Yes for any conditions that apply to your child and have been diagnosed by a physician.</p>			
<b>CONDITION</b>	<b>RESPONSE</b>	<b>DATE</b>	<b>COMMENTS</b>
ADHD:	Yes: [ ] No: [x]		
ADD:	Yes: [ ] No: [x]		
Allergies:	Yes: [x] No: [ ]	10/10/2018	ALLERGIC TO BEE STINGS
Asthma:	Yes: [ ] No: [x]		

**Registration > Reports > Registration Reports > Student > SRG0720 - Online Registration Forms Related Reports**

This report displays student form data submitted via the standard forms which are provided to parents in ParentPortal. Various reports can be printed depending on the **Report Name** selected.

The report heading changes according to the selected report.

- If you select one of the *Data Differences* reports, the report lists students who have different information in ParentPortal than in ASCENDER. The differing information is highlighted.

Date Run: Ethnicity and Race Student Data Differences Program ID: SRG0720  
 Cnty-Dist: Pecan Grove High School Page: 1 of 1  
 Campus: Sch Year: :

Grade Level: 09

Student ID	Student Name	Parent Phone	Hispanic	American Indian/Alaskan Native	Asian	Black	Hawaiian/Pacific Islander	White
080875	ALCORTA, LOGAN A	(581) 336-1789	Parent Portal: N TxEIS: N	Y N	N N	Y N	N N	Y Y
102403	HAMILTON, IKE S	(549) 498-7619	Parent Portal: Y TxEIS: N	N N	N N	N N	Y Y	Y Y
102601	Johanson, Skyler	(549) 498-7619	Parent Portal: N TxEIS: N	N N	N N	N N	Y Y	N Y

Grade Level: 11

Student ID	Student Name	Parent Phone	Hispanic	American Indian/Alaskan Native	Asian	Black	Hawaiian/Pacific Islander	White
010095	THOMPSON, KATELYN P	(581) 399-0331	Parent Portal: N	N	N	N	N	N

- If you select one of the *Release Denials* reports, the report lists students who denied release of directory information to one or more publications or requestors.

Date Run: Student Directory Information Release Denials Program ID: SRG0720  
 Cnty-Dist: Pecan Grove High School Page: 1 of 1  
 Campus: Sch Year: :

Grade Level: 09

Student ID	Student Name	Parent/Guardian Email	Do Not Release To
080875	ALCORTA, LOGAN A	[REDACTED]	Educational Requestor / District Publication
102403	HAMILTON, IKE S	[REDACTED]	District Publication / Military Requestor / Educational Requestor

Grade Level: 12

Student ID	Student Name	Parent/Guardian Email	Do Not Release To
100811	SANDOVAL, ABIGAIL P	[REDACTED]	Private Requestor

- If you select the *Food Allergy Disclosure* report, the report lists only modified data columns.
- The other reports list the students who have submitted the associated form and the data submitted.

Date Run: Student With Special Education Services Program ID: SRG0720  
 Cnty-Dist: Pecan Grove High School Page: 1 of 1  
 Campus: Sch Year: :

Grade Level: 09

Student ID	Student Name	Rcvd Svc	Speech	Self Contained	Auditory Impaired	CMC	Visually Impaired	Previous School	Service Dismissed	Dismissed Year
102403	HAMILTON, IKE S	Y	N	Y	N	Y	N	previous school	N	2015

Other Services: dyslexia  
 Disabling Cond: ED  
 Comments: This is a comment from the Statement of Special Education Services form

## **Registration > Reports > Registration Reports > Student > SRG0730 - Percentage of Forms Submitted per Campus**

This report displays the counts and percentages of students who have submitted enrollment, registration, and student data forms per campus, including:

- Students who have submitted all forms.
- Students who have submitted some forms.
- Students who have submitted no forms.

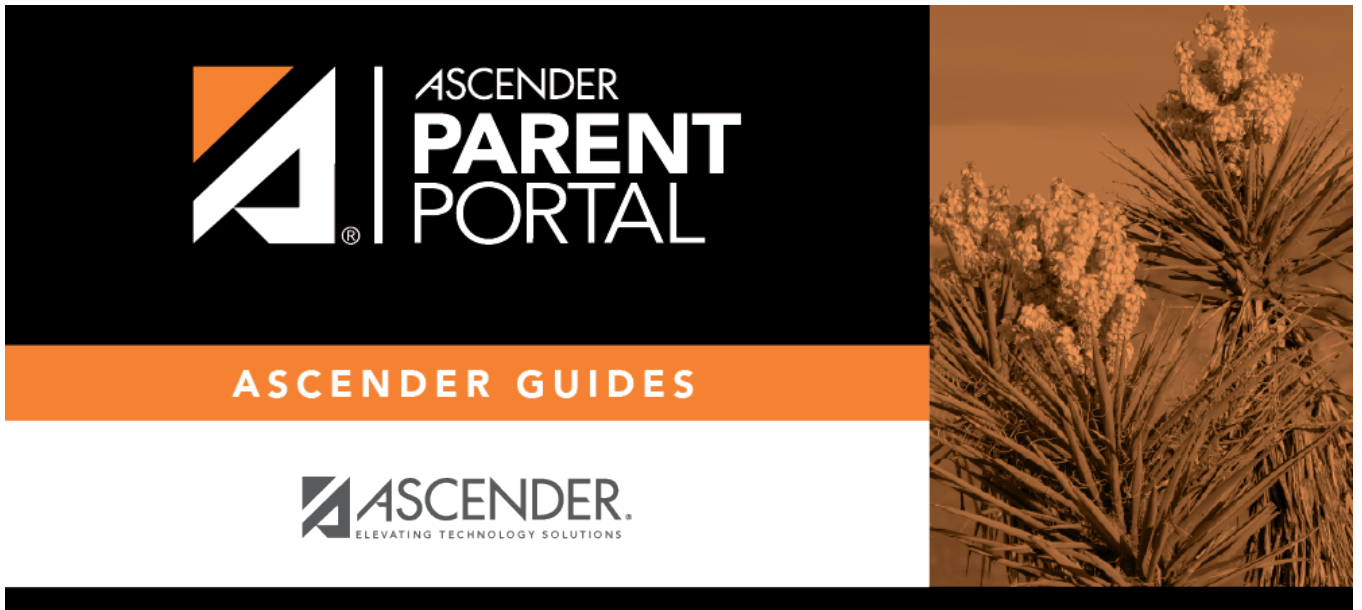
The count of students at the campus is displayed, and a district total is provided for each column.

Date Run: 3/10/2022 8:11 AM Cnty-Dist: 964-964		Percentage of Forms Submitted per Campus TEXAS ISD Sch Yr: 2022		Program ID: SRG0730 Page: 1
Campus ID	Total Students	Nbr (Percent) of Students		
		All Forms Submitted	Some Forms Submitted	No Forms Submitted
001	339	0 (0.0%)	5 (1.475%)	334 (98.525%)
002	2	0 (0.0%)	1 (50.0%)	1 (50.0%)
042	229	0 (0.0%)	0 (0.0%)	229 (100.0%)
101	237	0 (0.0%)	1 (0.422%)	236 (99.578%)
<b>District Total:</b>	<b>807</b>	<b>0 (0.0%)</b>	<b>7 (0.867%)</b>	<b>800 (99.133%)</b>

## **Registration > Reports > Registration Reports > Withdrawal > SRG2300 - Student Information Request**

The report lists special program requests for students who enrolled online via ParentPortal.

<b>Date Run:</b>		<b>Student Information Request Report</b>		<b>Program ID: SRG2300</b>	
<b>Cnty-Dist: 020020</b>		<b>Agarita High School</b>		<b>Page: 1 of 1</b>	
<b>Campus: 001</b>					
<b>Date Accepted</b>	<b>Student Name</b>	<b>Stu ID</b>	<b>Grade</b>	<b>DOB</b>	
09-13-2017	Smith, Jason	045162	10	03-25-2002	
Was Student previously in the following programs?					
G/T		<b>Y</b>			
Special Education					
Special Education Notes					
Bilingual/ESL					
504 Program					
Dyslexia					
Migrant Program					
Immigrant Program					
Social Services					
DAEP/JJAEP					
Alternative Program					
Foster Care		<b>N</b>			
Homeless					
Prior Retention					
Last Yr Grade					
Other Programs					
Family members serving our country					



## Back Cover