



ASCENDER GUIDES



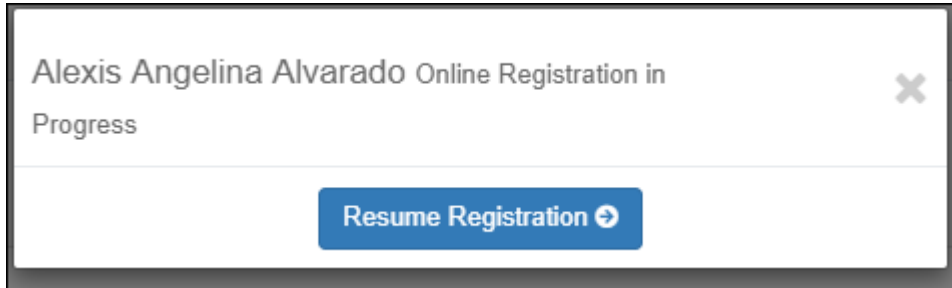
admin_parent_add_student_registration

Table of Contents

During the annual online registration window:

You can easily see your student's progress in the registration process and access the page where you can complete the forms.

If your student's registration is in progress, a pop-up window opens from this page.

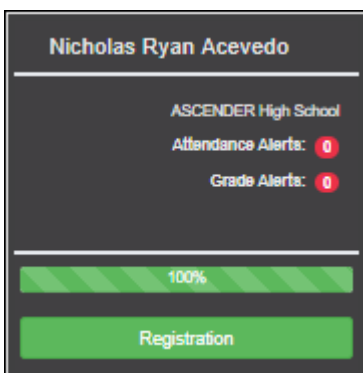


Click **Resume Registration** to continue the registration process. Or, click **X** to close the pop-up window and continue registration later.

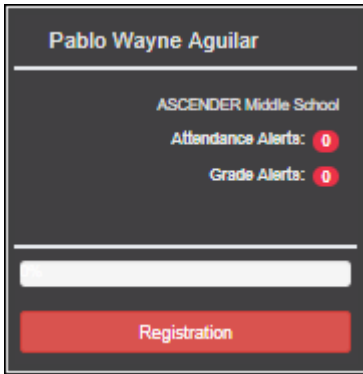
Once you have completed registration, the pop-up window will no longer appear.

NOTE: On the Summary page, the **Registration** button will be red, yellow, or green depending on how far along you are in the process.

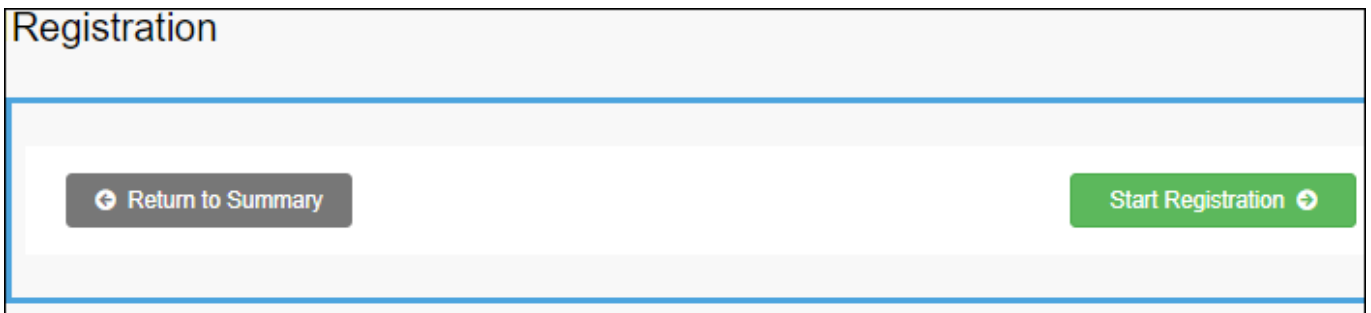
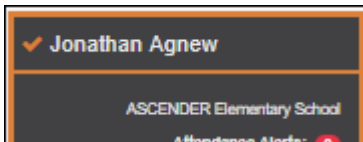
- The information is green if all forms are completed.



- The information is yellow if most of the forms are completed.
- The information is red if a majority of the forms are not completed.



- The card is highlighted and has a check mark for the selected student.



- Click **Registration** to begin or resume the registration process.

The [Online Registration](#) page opens.



Back Cover