




ASCENDER GUIDES



create_user_body

Table of Contents

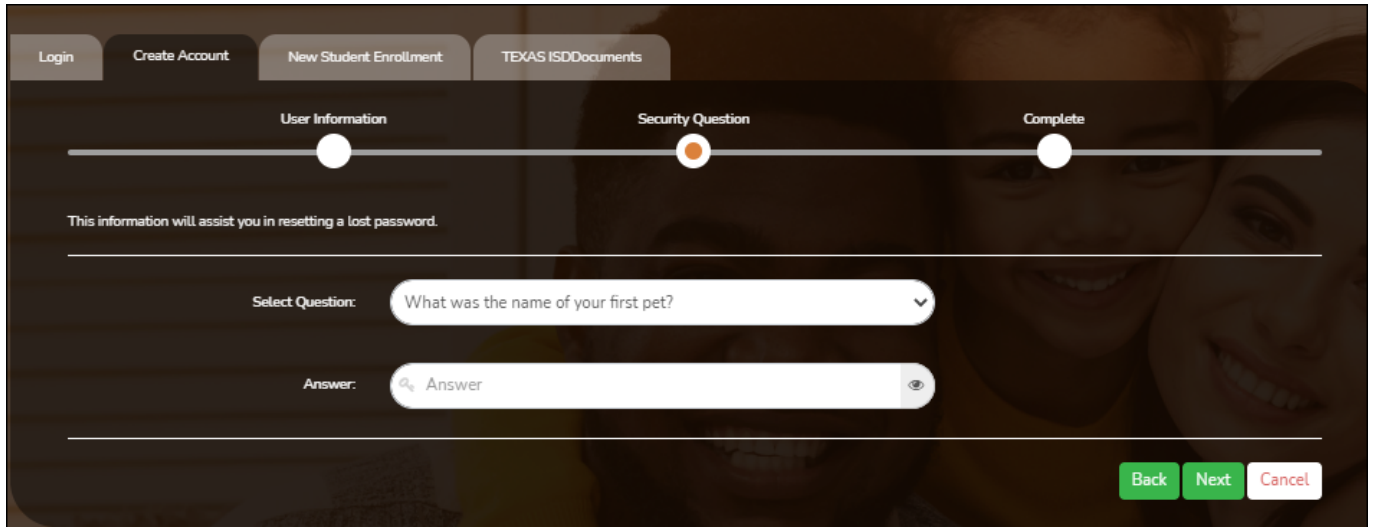
User Information

User Name	<p>Create a username to identify you in ASCENDER ParentPortal with a combination of letters from your first and last name.</p> <p>Requirements:</p> <ul style="list-style-type: none"> • 6-25 alphanumeric characters • Unique (no one else in the district is using it) • Not case-sensitive
Password	<p>Type a password that you will use when you log on to ASCENDER ParentPortal.</p> <p>A show/hide toggle  allows you to view or mask the characters you are typing.</p> <p>Requirements:</p> <p>Between 16 and 46 characters. Must include at least one of each of the following character types:</p> <ul style="list-style-type: none"> • Uppercase letters (A-Z) • Lowercase letters (a-z) • Numbers (0-9) • At least one allowed special character
Password Verification	<p>Re-enter your password to verify that you typed it as intended.</p>

Email Address	<p>(Required) Type your email address. You cannot enter an address that is already in use.</p> <p>NOTE: If you have multiple students associated with your account, the email address listed for the guardian at your student's campus must match for ALL students associated with your ParentPortal account in order for Registration features to be activated, and the email address must be validated.</p>
----------------------	--

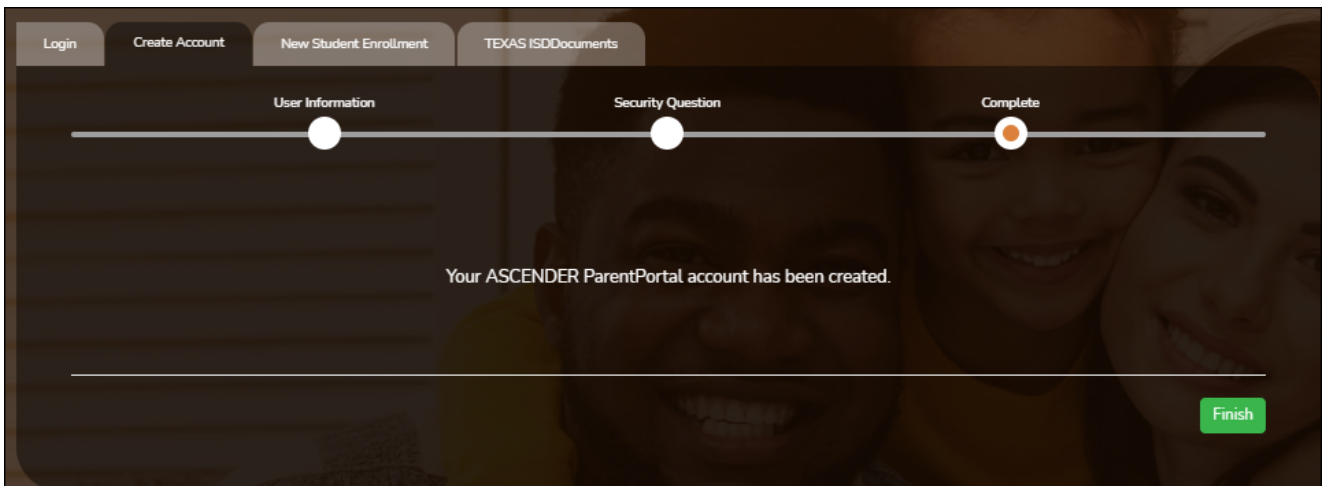
☐ Click **Next**.

Security Question



Select Question	Select a question. If you need to reset your password, you will be asked this question.
Answer	<p>Type the answer to the question.</p> <p>You will need to answer this question correctly to recover your password. Be sure to select a question for which you will remember the answer easily.</p> <p>IMPORTANT: The answer is case-sensitive (always write it exactly as it appears here, including upper and lower case letters).</p>

☐ Click **Next**.



Complete

☐ Click **Finish**.

- The [My Account](#) page opens where you can add a student to your account and update your

security and contact information.

- If you entered an email address or mobile number, you will receive a notification message containing a verification link.

NOTE: If you are not listed as a contact or as a guardian (i.e., student, step-parent, etc.), you will be a read-only user with limited access.



Back Cover