



ASCENDER GUIDES



Admin - Form Group Management - Returning Student Registration

Table of Contents

Admin - Forms Group Management - Online Registration Creator	1
---	----------

Admin - Forms Group Management - Online Registration Creator

ASCENDER ParentPortal Admin > Forms Group Management > Online Registration Creator

This page is only available to users who log on to ASCENDER ParentPortal with a district-level administrator account.



This page allows district-level users to create a set of forms for annual registration of returning students.













NOTE: Returning Student Registration refers to forms required annually for returning students, which is not the same as New Student Enrollment.

When Returning Student Registration is enabled at the district, these forms will be displayed to parents when they are logged on to ParentPortal, and parents will have notifications indicating their progress in the registration process.

[Download Standard Forms:](#)

Returning Student Registration

Available Forms			
Static Forms			
Standard Forms			
Ethnicity and Race Data Questionnaire			
Falsification of Documents & Identity Verification			
FERPA and Directory Information Notice			
Food Allergy Disclosure			
History of School Attendance - Secondary			
Migrant Education Program - Family Survey			
Military Connected Student Data			
Statement of Special Education Services			
Student Directory Information Release			
Student Health Information Sheet			
Dynamic Forms			
Contacts			
Custom Forms			
PTA Survey			

Selected Forms			
Action	Name	Instructions	Type
   	Registration		Dynamic
   	Student Residency Questionnaire	The information on this form is required to address the McKinney-Vento Act 42 U.S.C. 11434a(2). The answers to this residency information help determine the services the student may be eligible to receive. Presenting a false record or falsifying records is an offense under Section 37.10, Penal code, and enrollment of the child under false documents subjects the person to liability for tuition or other costs. TEC Sec. 25.002(3)(d).	Standard
   	Student Media Release	Read the form carefully and complete the form with the best possible information.	Standard

☐ In the **Available Forms** (left) list:



- Hover over the form and click to [preview the form](#). The form opens in a separate browser window.



- Hover over the form and click to add the form to the Online Registration group.

☐ The form is added to the **Selected Forms** (right) list:

IMPORTANT: Once a form is added to the group, it is live. There is no Save button.

Instructions	The instructions are displayed, as entered in Form Instructions on Form Management > Form Creator.
Type	The form type is displayed.

☐ You can modify the order in which the forms are displayed in ParentPortal:



- Click to move the form up the list.



- Click to move the form down the list.

☐ Under **Selected Forms**:



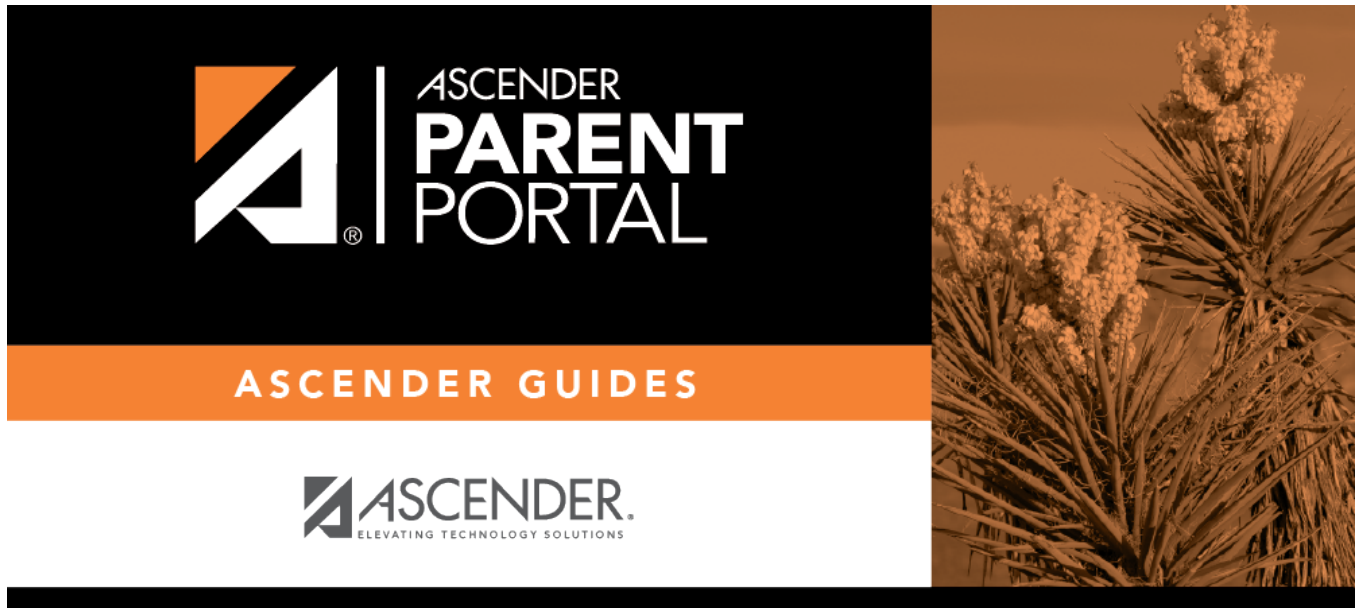
- Click to [preview the form](#). The form opens in a separate browser window.



- Click to delete the form from the group.

You are prompted to confirm that you want to delete the form. Click **OK**.

The form is removed from the list on the right and moved back to the **Available Forms** list on the left.



Back Cover