



ASCENDER GUIDES



**grades**



---

# Table of Contents

<b>Grades .....</b>	<b>1</b>
---------------------	----------



# Grades

## txConnect > Grades > Cycle & Semester Grades

The Cycle & Semester Grades page allows you to view your student's cycle and semester grade averages. You can also view assignment grades for the current semester.

The Grades page has two tabs: Cycle Grades and Semester Grades.

- Cycle Grades - Displays current grade averages for the current cycle, and posted grade averages for previous cycles. For the current semester, you can view the assignment grades for each class. For previous semesters, only the posted average is available.
- Semester Grades - Displays your student's posted semester and final averages. This data is only available for closed semesters. **For the current semester, no data is displayed.**

### See Also:

- View semester and final averages
- [How my student's average is calculated](#)
- [View my student's upcoming assignments](#)
- [About standards-based/skills-referenced grading](#)

## View grades:

On the Grades page, the Cycle Grades tab is displayed by default. If you have clicked the other tab on the Grades page, click **Cycle Grades** to return to this tab.


Click the grade average for the class and cycle you want to view. A section will expand below the period row that displays all grade data that has been entered. In addition to the assignment grades, the calculated average and/or posted average are displayed.

<b>Show Blank Grades</b>	Select this option if you want to see any blank assignment grades. If selected, all assignments are displayed, including assignments with blank grades. If not selected, blank assignment grades are not displayed. This option does not apply for courses that use <a href="#">standards-based or skills-referenced grading</a> .
<b>Calculated Average</b>	This is the average calculated using your student's grades and the teacher's method for calculating the average. The calculated average is not displayed for closed (ended) cycles.
<b>Posted Average</b>	This is the actual grade that was posted for your student for the class. In some circumstances, the posted grade is different than the calculated average. The <b>Posted Average</b> is the official grade that appears on the report card. For previous cycles, only the posted average is displayed.
<b>Override Average</b>	This is displayed if an override grade exists (i.e., an average assigned by the teacher) and there is no posted average.
<b>Reading Level</b>	For some districts, this field displays the student's reading level (above, below, or on grade level) for courses that have the word "reading" in the title.

<b>Transfer Average Weight</b>	This information is displayed only for students who transferred into the class and have a transfer average from a prior course. For more information on calculating the average using a transfer grade, <a href="#">click here</a> .
--------------------------------	--

- Assignments are displayed by category. For each category, the category weight is displayed, and the average for each category is displayed.
- For each assignment, the due date and grade are displayed. The **Late** and **Redo** columns indicate if the assignment was turned in late or redone.
- If an assignment grade has been dropped, the message “dropped” is next to the grade.
- If an assignment grade has been excluded from the grade average calculation, the message “excluded” appears in place of the grade.
- If an assignment is incomplete, I appears in place of the grade.
- If the teacher is using the points-based weighting type, the points earned and possible points are displayed. For example, 7/10 is displayed if the student earned 7 points and the assignment was worth 10 points.
- (uncommon) If the possible points for an assignment is *not* 100, the teacher is using the percentage weighting type, and the grade is numeric, the possible points is displayed. For example, 90/95 is displayed if the student earned 90 points and the assignment was worth 95 points. In this case, the grade does not calculate as 90.
- If the teacher entered any notes related to your student's assignment grade, the notes are displayed below the grade.

If your student is in an elementary grade level, you may see his progress presented in grids, such as a **Number Recognition** grid. The grid will contain skills to be learned, and a check mark will indicate if the student has mastered the skill.


<b>(close details)</b>	Click the link to close the assignment grades section for an individual course.
<b>Show All</b>	Click the link to show assignment grades for the current cycle for all courses.
<b>Hide All</b>	Click the link to close the expanded assignment grades section for all courses.
 <b>(yellow note icon)</b>	Click the icon to view a note entered by the teacher. <ul style="list-style-type: none"> <li>• If the teacher has provided contact information, office hours, and/or other notes, an icon is next to the teacher's name.</li> <li>• If the teacher has provided course notes or assignment notes, an icon is next to the course and/or assignment.</li> </ul>

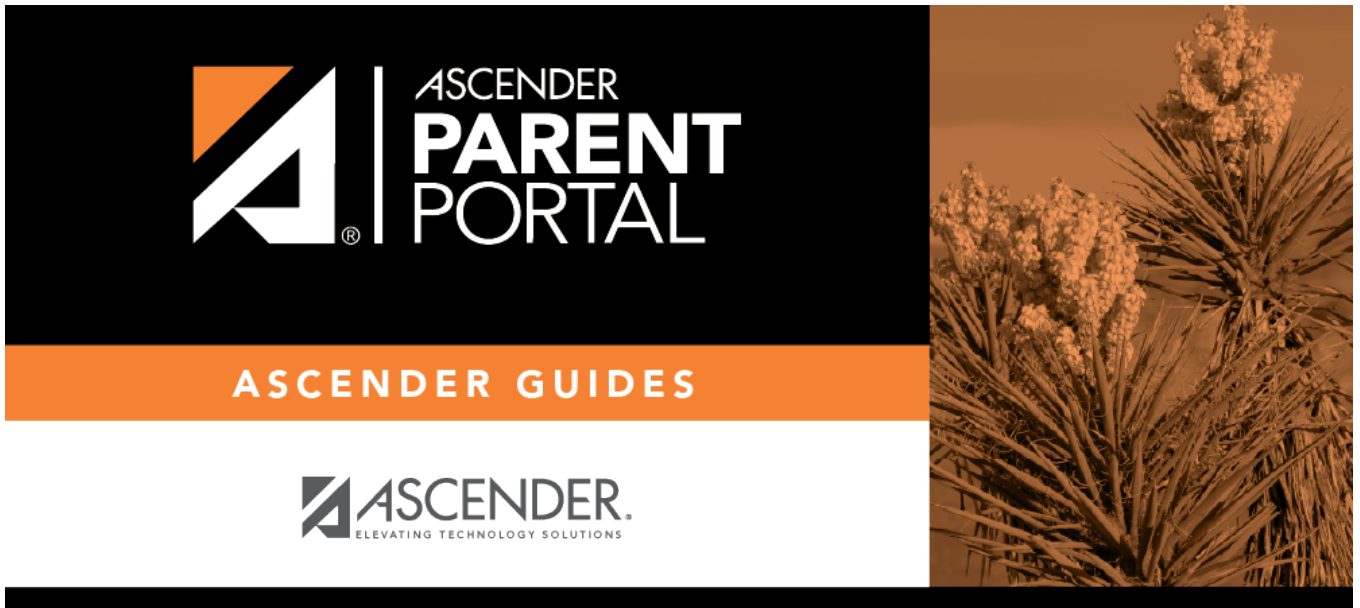
## View semester and final averages:

Click the **Semester Grades** tab on the Grades page.

Your student's posted semester and final averages are displayed. This data is only available for closed semesters. For the current semester, no data is displayed.

<b>Exam</b>	The student's semester exam grade for the course is displayed.
<b>Semester Average</b>	The student's posted semester average for the course is displayed.

<b>Final Grade</b>	<p>The student's posted final grade for the course is displayed.</p> <ul style="list-style-type: none"><li>• For one-semester courses, this grade is posted after the semester is closed.</li><li>• For year-long courses, this grade is only posted after the final semester of the school year is closed.</li></ul>
<b>Credits</b>	<p>The number of credits received for the course that count toward graduation requirements is displayed.</p>
 <b>(yellow note icon)</b>	<p>Click the icon to view a note entered by the teacher.</p> <ul style="list-style-type: none"><li>• If the teacher has provided contact information, office hours, and/or other notes, an icon is next to the teacher's name.</li><li>• If the teacher has provided course notes or assignment notes, an icon is next to the course and/or assignment.</li></ul>



## Back Cover