



ASCENDER Administration Release Notes

ASCENDER Administration Release Notes

ASCENDER

Release Date: 8/25/21 **ASCENDER Update:** 5.0.0223

Security Administration > Homepage

- ☐ Corrected the left-side navigation menu to remain collapsed until expanded by the user.
- ☐ Corrected the program to properly display the **County/District Number** in the lower-left corner of the page.

Prior Release Notes for ASCENDER Administration 5.0

[Update 5.0.0222](#)

ASCENDER

Release Date: 08/16/2021 **ASCENDER Update:** 5.0.0222

- ☐ Changed the report preview PDF and CSV icons to improve readability.

District Administration > Utilities > Assign Travel Accounts

- ☐ Corrected the issue that prevented a record from being saved when building an account code mask for campus 000. This also prevented employees assigned to campus 000 from being inserted into a user profile.

[Update 5.0.0219](#)

ASCENDER

Release Date: 7/16/2021 **ASCENDER Update:** 5.0.0219

District Administration > Homepage

- ☐ Corrected the left-side navigation menu to remain collapsed until expanded by the user.
-

District Administration > Workflow > Alternate Approvers

- ☐ Corrected the issue that caused an internal error to occur when saving an alternate approver.

[Update 5.0.0218](#)

ASCENDER

Release Date: 7/02/2021 **ASCENDER Update:** 5.0.0218

District Administration > Workflow > Alternate Approvers

- ☐ Modified the program to display a vertical scroll bar when necessary.

[Update 5.0.0207](#)

ASCENDER

Release Date: 5/12/2021 **ASCENDER Update:** 5.0.0207

District Administration > Options > Email Preferences

- ☐ Increased the maximum allowed characters in the **From Address** and **SMTP Server URL** fields. The new field maximum for each field is 200 characters.

[Update 5.0.0200](#)

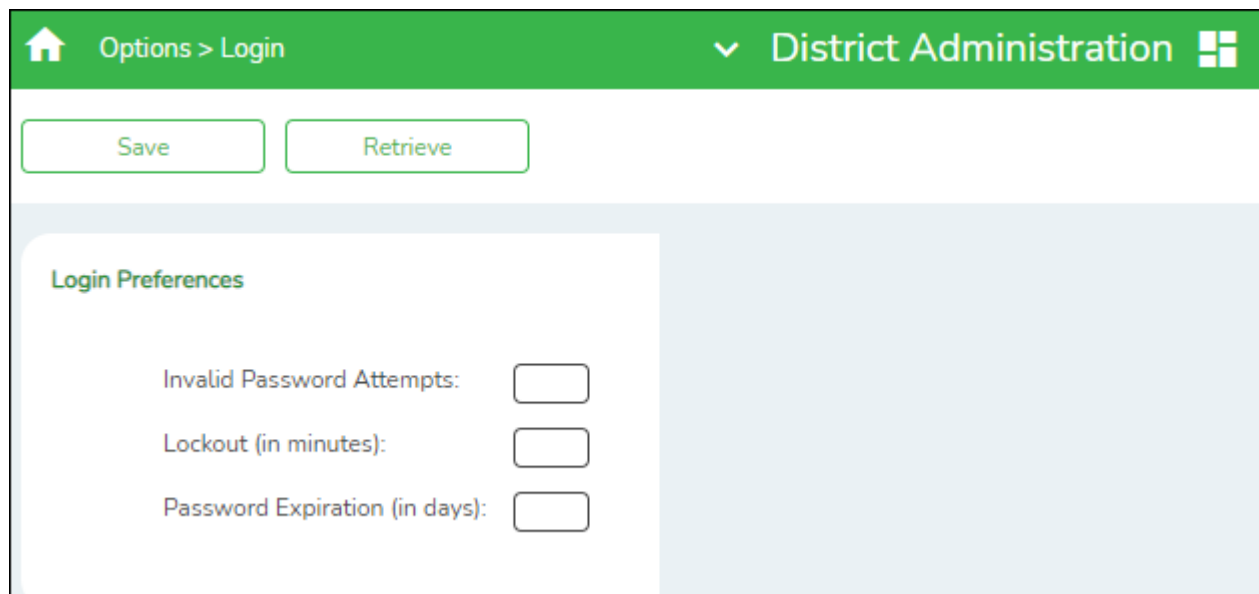
Release Date: 3/4/21 **ASCENDER Update:** 5.0.0200

District Administration > Options > Login

❑ Added this page to maintain the following ASCENDER user login preferences: Invalid Password Attempts, Lockout (in minutes), and Password Expiration (in days).

These user login preferences apply to all ASCENDER Enterprise applications and the following portals: EmployeePortal, ParentPortal, StudentPortal, and TeacherPortal.

Note: This functionality was removed from ASCENDER DBA Assistant.




The screenshot shows a web application interface for 'District Administration'. The top navigation bar is green with a home icon, 'Options > Login', a dropdown arrow, 'District Administration', and a grid icon. Below the bar are two buttons: 'Save' and 'Retrieve'. The main content area has a light blue background. On the left, there is a white box titled 'Login Preferences' containing three labels and input fields: 'Invalid Password Attempts:', 'Lockout (in minutes):', and 'Password Expiration (in days):'. Each label is followed by a text input field.


District Administration > Tables > District Logos

❑ Added this page to upload LEA logos to be used in EmployeePortal, ParentPortal, StudentPortal, and TeacherPortal. In addition, users can upload a separate logo to be used only in CareerPortal.

Note: The functionality to upload a district logo in ParentPortal and TeacherPortal was removed in the 5.0.0000 Release. If the logo needs to be updated, place it directly on the server at TCC\TxEIS\Pictures\CCCCDD\dist_picture\dist_picture (with the applicable filename extension).

Once your LEA has transitioned to ASCENDER, you can upload the logo in District Administration.

 Tables > District Logos

 District Administration

Save

Upload LEA Logo

Choose File

No file chosen

Upload CareerPortal Logo

Choose File

No file chosen



Back Cover