



ASCENDER Administration Release Notes

ASCENDER Administration Release Notes

Prior Release Notes for ASCENDER Administration 5.0

ASCENDER

Release Date: 7/02/2021 **ASCENDER Update:** 5.0.0218

District Administration > Workflow > Alternate Approvers

- ☐ Modified the program to display a vertical scroll bar when necessary.

[Update 5.0.0207](#)

ASCENDER

Release Date: 5/12/2021 **ASCENDER Update:** 5.0.0207

District Administration > Options > Email Preferences

- ☐ Increased the maximum allowed characters in the **From Address** and **SMTP Server URL** fields. The new field maximum for each field is 200 characters.

[Update 5.0.0200](#)

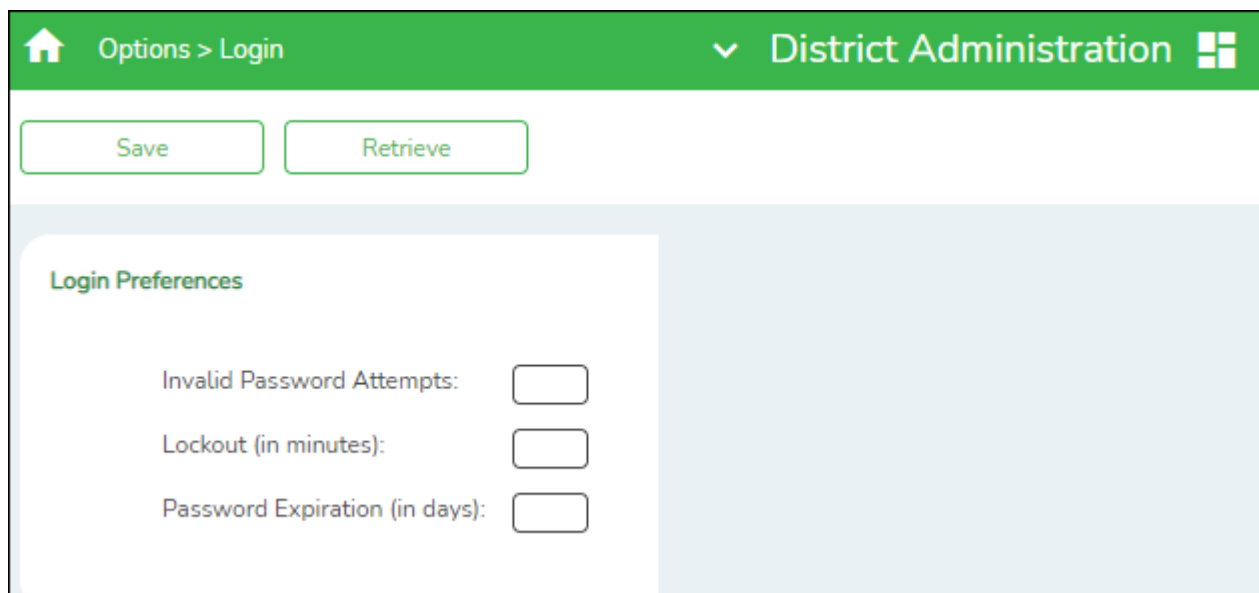
Release Date: 3/4/21 **ASCENDER Update:** 5.0.0200

District Administration > Options > Login

- ☐ Added this page to maintain the following ASCENDER user login preferences: Invalid Password Attempts, Lockout (in minutes), and Password Expiration (in days).

These user login preferences apply to all ASCENDER Enterprise applications and the following portals: EmployeePortal, ParentPortal, StudentPortal, and TeacherPortal.

Note: This functionality was removed from ASCENDER DBA Assistant.




The screenshot shows a web application interface for 'District Administration'. At the top, there is a green header bar with a home icon, the text 'Options > Login', a dropdown arrow, the text 'District Administration', and a grid icon. Below the header, there are two buttons: 'Save' and 'Retrieve'. The main content area is divided into two sections. The left section, titled 'Login Preferences', contains three labels with corresponding input fields: 'Invalid Password Attempts:', 'Lockout (in minutes):', and 'Password Expiration (in days):'. The right section is a large, empty light blue area.


District Administration > Tables > District Logos

☐ Added this page to upload LEA logos to be used in EmployeePortal, ParentPortal, StudentPortal, and TeacherPortal. In addition, users can upload a separate logo to be used only in CareerPortal.

Note: The functionality to upload a district logo in ParentPortal and TeacherPortal was removed in the 5.0.0000 Release. If the logo needs to be updated, place it directly on the server at TCC\TxEIS\Pictures\CCCDDD\dist_picture\dist_picture (with the applicable filename extension).

Once your LEA has transitioned to ASCENDER, you can upload the logo in District Administration.

 Tables > District Logos

 District Administration

Save

Upload LEA Logo

Choose File

No file chosen

Upload CareerPortal Logo

Choose File

No file chosen



Back Cover