



---

# SAT1200 - Excessive Absence Report



# Table of Contents




**SAT1200 - Excessive Absence Report** ..... 1




# SAT1200 - Excessive Absence Report

## Attendance > Reports > Attendance Reports > Students > SAT1200 - Excessive Absence Report

This report lists the number of excessive absences for students for a specified number of excessive days, period, track, and date range. The data is listed by absence type.

Parameter	Description
<b>Ending School Year (YYYY)</b>	Type the four-digit <b>ending</b> school year.
<b>Campus ID</b>	Type the three-digit campus ID, or click  to <a href="#">select the campus</a> .
<b>Attendance Track (Blank for All)</b>	Type the two-digit attendance track. Leave blank to select all tracks.
<b>Grade Level (Blank for All)</b>	Type the two-character grade level, click  to <a href="#">select the grade level</a> , or leave blank to select all grade levels.
<b>Number of Days Excessive (01-99)</b>	Type the two-digit number of absences that is considered excessive.
<b>Period (Blank for All)</b>	Type the two-digit period, or leave blank to select all periods.
<b>Absence Type</b>	Type the one-character absence type code or click  to <a href="#">select the absence type code</a> .
<b>From/To Semester (Leave Dates Blank)</b>	<p>Leave blank if you are entering a date range.</p> <ul style="list-style-type: none"> <li>• Valid codes for two-semester-six-week are 1, 2, and 3 (both semesters).</li> <li>• Valid codes for two-semester-nine-week are 1, 2, and 3 (both semesters).</li> <li>• Valid codes for four-semester-nine-week are 1, 2, 3, 4, 8, C, and F, where <ul style="list-style-type: none"> <li>• 3 = Semesters 1 and 2</li> <li>• 4 = Semester 3</li> <li>• 8 = Semester 4</li> <li>• C = Semesters 3 and 4</li> <li>• F = Semesters 1, 2, 3, and 4</li> </ul> </li> </ul> <p>Valid <b>To Semester</b> options depend on the <b>From Semester</b> option entered.</p>
<b>From/To Cycle (1, 2, 3, Leave Dates Blank)</b>	<p>Leave blank if you are entering a date range.</p> <p>Valid codes for two-semester-six-week are 1, 2, and 3 (both semesters).</p> <p>Valid codes for two-semester-nine-week are 1 and 2.</p> <p>Valid code for four-semester-nine-week is 1.</p> <p>Valid <b>To Cycle</b> options depend on the <b>From Cycle</b> option entered.</p>

Parameter	Description
<b>From/To Date (MMDDYYYY, Leave Semester, Cycle Blank)</b>	Type the date, or click  to select the date from a calendar. Leave blank if you are entering a semester-cycle.
<b>Active Code (1=Active, 2=Inactive, Blank for All)</b>	1 - Select active students only.  2 - Select inactive students only.  Blank - Select all students.



## Back Cover