



SAT1200 - Excessive Absence Report

Table of Contents




SAT1200 - Excessive Absence Report 1


SAT1200 - Excessive Absence Report

Attendance > Reports > Attendance Reports > Students > SAT1200 - Excessive Absence Report

This report lists the number of excessive absences for students for a specified number of excessive days, period, track, and date range. The data is listed by absence type.

Run the report:

Parameter	Description
Ending School Year (YYYY)	Type the four-digit ending school year.
Campus ID	Type the three-digit campus ID, or click  to select the campus .
Attendance Track (Blank for All)	Type the two-digit attendance track. Leave blank to select all tracks.
Grade Level (Blank for All)	Type the two-character grade level, click  to select the grade level , or leave blank to select all grade levels.
Number of Days Excessive (01-99)	Type the two-digit number of absences that is considered excessive.
Period (Blank for All)	Type the two-digit period, or leave blank to select all periods.
Absence Type	Type the one-character absence type code or click  to select the absence type code .
From/To Semester (Leave Dates Blank)	<p>Leave blank if you are entering a date range.</p> <ul style="list-style-type: none"> • Valid codes for two-semester-six-week are 1, 2, and 3 (both semesters). • Valid codes for two-semester-nine-week are 1, 2, and 3 (both semesters). • Valid codes for four-semester-nine-week are 1, 2, 3, 4, 8, C, and F, where <ul style="list-style-type: none"> • 3 = Semesters 1 and 2 • 4 = Semester 3 • 8 = Semester 4 • C = Semesters 3 and 4 • F = Semesters 1, 2, 3, and 4 <p>Valid To Semester options depend on the From Semester option entered.</p>

Parameter	Description
From/To Cycle (1, 2, 3, Leave Dates Blank)	<p>Leave blank if you are entering a date range.</p> <p>Valid codes for two-semester-six-week are 1, 2, and 3 (both semesters).</p> <p>Valid codes for two-semester-nine-week are 1 and 2.</p> <p>Valid code for four-semester-nine-week is 1.</p> <p>Valid To Cycle options depend on the From Cycle option entered.</p>
From/To Date (MMDDYYYY, Leave Semester, Cycle Blank)	<p>Type the date, or click  to select the date from a calendar. Leave blank if you are entering a semester-cycle.</p>
Active Code (1=Active, 2=Inactive, Blank for All)	<p>1 - Select active students only.</p> <p>2 - Select inactive students only.</p> <p>Blank - Select all students.</p>



Back Cover