



SAT1370 - Class Attendance Verification

Table of Contents

SAT1370 - Class Attendance Verification 1

SAT1370 - Class Attendance Verification

Attendance > Reports > Attendance Reports > Rosters > SAT1370 - Class Attendance Verification



This report prints current year class attendance by instructor name or control number. It can be used for attendance verification for all attendance or grade reporting cycles.


An asterisk next to the student's name indicates that the student is excluded from attendance reporting (i.e., **Rep Excl** is set to exclude attendance (A or B) on [Registration > Maintenance > Student Enrollment > Demo 1](#)).

Report sort order

Print Sequence	Sort by Control Number	Sort Order
N	N	Instructor name, instructor ID, period, course number, section number, student ID
A	N	Instructor name, instructor ID, period, course number, section number, student name, student ID
N	Y	Control number, student ID
A	Y	Control number, student name, student ID

Run the report:

Parameter	Description
Campus ID	Type the three-digit campus ID, or click  to select the campus .
Attendance Track	Type the two-digit attendance track.
Semester (1, 2, 3, 4)	Type the one-digit semester. Valid semesters are 1 and 2. For a four-semester campus, valid semesters are 1, 2, 3, and 4.
Cycle (1, 2, 3)	Type the one-digit cycle code.
Period (Blank for All, ADA for Cntrl Nbr)	Type the two-digit period number.
Control Nbrs (Blank for All)	Type the three-digit instructor IDs (control numbers), separating multiple IDs with a comma (e.g., 112,131). Or, click  to select the instructor IDs . Leave blank to select all instructor IDs.

Parameter	Description
Course Nbrs (Blank for All, Not used by Cntrl Nbr)	Type the course number(s), including all leading zeros and separating multiple courses with a comma (e.g., 0100,0110). Or, click  to select the course(s) . Leave blank to select all courses in the district.
Print Sequence (A=Alpha, N=Numeric)	A - Print students by last name. N - Print students by student ID.
Print Spacing (S=Single, D=Double)	S - Use single-spacing. D - Use double-spacing.
Credit Level (E=Elem, M=Mid, H=High, A=All, Not used by Cntrl Nbr)	E - Select elementary credit level courses. H - Select high school credit level courses. M - Select middle school credit level courses. Blank - Select all credit levels. This parameter allows campuses with grade levels EE-12 to print rosters for a specific group of grade levels.
Sort by Control Number (Y, N)	Y - Sort by control number then by last name. N - Sort by grade level then by last name. If Y, leave Course Nbrs and Credit Level blank, and you can only select one instructor for Control Nbrs . If Period is blank, attendance is reported for the ADA posting period.
Include Withdrawn Students (Y, N)	Y - Include withdrawn students. N - Do not include withdrawn students.
Cycle Type (A=Attendance 6 week, Blank=Grade Reporting)	A - Run the report for the six-week cycle in Attendance. Blank - Run according to the grading cycles in Grade Reporting.



Back Cover