



---

# SAT1900 - Perfect Attendance Report



# Table of Contents

**SAT1900 - Perfect Attendance Report** ..... 1








# SAT1900 - Perfect Attendance Report

## Attendance > Reports > Attendance Reports > Students > SAT1900 - Perfect Attendance Report

This report lists students who have perfect attendance for the specified semester or date range. If the campus uses the two-semester-nine-week or four-semester-nine-week grading cycle attendance type, the date range should be used.

- For a term report, the beginning semester-cycle is different from the ending semester-cycle.
- For a cycle report, the beginning semester-cycle is the same as the ending semester-cycle.
- For a weekly report, enter the date range for the week.

Parameter	Description
<b>Ending School Year (YYYY)</b>	Type the four-digit <b>ending</b> school year.
<b>Campus ID</b>	Type the three-digit campus ID, or click  to <a href="#">select the campus</a> .
<b>Attendance Track</b>	Type the two-digit attendance track.
<b>Period (Blank for All)</b>	Type the two-digit period, or leave blank to select all periods.
<b>Absence Types (Blank for Exclude All)</b>	Use this option to include students who have particular absence type. Type the one-character absence type code or click  to <a href="#">select the absence type code</a> . Leave blank to exclude all absence types.
<b>Exclude Withdrawn Students (Y, N)</b>	Y - Exclude withdrawn students.  N - Include withdrawn students
<b>From/To Semester (1, 2, Leave Dates Blank)</b>	Type the one-digit semester.  Valid semesters are 1 and 2.  For a four-semester campus, valid semesters are 1, 2, 3, and 4. Leave blank if you are entering a week date range.
<b>From/To Cycle (1, 2, 3, Leave Dates Blank)</b>	Type the one-digit cycle code. Leave blank if you are entering a week date range.
<b>Week 1 From/To Date (MMDDYYYY, Leave Semester, Cycle Blank)</b>	Type the date, or click  to select the date from a calendar. Leave blank if you are entering a semester-cycle.
<b>Week 2 From/To Date (MMDDYYYY, Leave Semester, Cycle Blank)</b>	Type the date, or click  to select the date from a calendar. Leave blank if you are entering a semester-cycle.
<b>Grade Level (Blank for All)</b>	Type the two-character grade level, click  to <a href="#">select the grade level</a> , or leave blank to select all grade levels.



## Back Cover