



SAT1900 - Perfect Attendance Report

Table of Contents

SAT1900 - Perfect Attendance Report 1






SAT1900 - Perfect Attendance Report

Attendance > Reports > Attendance Reports > Students > SAT1900 - Perfect Attendance Report

This report lists students who have perfect attendance for the specified semester or date range.

- For a term report, the beginning semester-cycle is different from the ending semester-cycle.
- For a cycle report, the beginning semester-cycle is the same as the ending semester-cycle.
- For a weekly report, enter the date range for the week.
- If the campus uses the two-semester-nine-week or four-semester-nine-week grading cycle attendance type, the date range should be used.

Run the report:

Parameter	Description
Ending School Year (YYYY)	Type the four-digit ending school year.
Campus ID	Type the three-digit campus ID, or click  to select the campus .
Attendance Track	Type the two-digit attendance track.
Period (Blank for All)	Type the two-digit period, or leave blank to select all periods.
Absence Types (Blank for Exclude All)	Use this option to include students who have particular absence type. Type the one-character absence type code or click  to select the absence type code . Leave blank to exclude all absence types.
Exclude Withdrawn Students (Y, N)	Y - Exclude withdrawn students. N - Include withdrawn students
From/To Semester (1, 2, Leave Dates Blank)	Type the one-digit semester. Valid semesters are 1 and 2. For a four-semester campus, valid semesters are 1, 2, 3, and 4. Leave blank if you are entering a week date range.
From/To Cycle (1, 2, 3, Leave Dates Blank)	Type the one-digit cycle code. Leave blank if you are entering a week date range.
Week 1 From/To Date (MMDDYYYY, Leave Semester, Cycle Blank)	Type the date, or click  to select the date from a calendar. Leave blank if you are entering a semester-cycle.
Week 2 From/To Date (MMDDYYYY, Leave Semester, Cycle Blank)	Type the date, or click  to select the date from a calendar. Leave blank if you are entering a semester-cycle.
Grade Level (Blank for All)	Type the two-character grade level, click  to select the grade level , or leave blank to select all grade levels.



Back Cover