



---

# SAT3100 - R-PEP Student Detail Report



# Table of Contents

**SAT3100 - R-PEP Student Detail Report** ..... 1






# SAT3100 - R-PEP Student Detail Report

## Attendance > Reports > Attendance Reports > Students > SAT3100 - R-PEP Student Detail Report

This report will calculate and report the number of hours Rural Pathways Excellence Partnership (R-PEP) for each student enrolled in R-PEP sections.

### Run the report:

Parameter	Description
<b>Ending School Year (YYYY)</b>	Type the four-digit <b>ending</b> school year.
<b>Campus ID (Blank for All)</b>	Type the three-digit campus ID, or click  to <a href="#">select the campus</a> .
<b>Attendance Track (Blank for All)</b>	Type the two-digit attendance track.
<b>Grade Level (Blank for All)</b>	Type the two-character grade level, click  to <a href="#">select the grade level</a> , or leave blank to select all grade levels.
<b>Print Student SSN (Y,N,M)</b>	Y - Print the entire social security number.  N - Print XXX-XX-XXXX for the social security number.  M - Print the masked social security number (e.g., XXX-XX-1234).
<b>Student IDs (Blank for All)</b>	Type the six-digit student ID number, including all leading zeros. Separate multiple IDs with a comma (e.g., 098321,096476). Or, click  to <a href="#">select the students</a> . Leave blank to select all students.



## Back Cover