



SDS0250 - Discipline Student Restraint





Table of Contents



SDS0250 - Discipline Student Restraint 1

SDS0250 - Discipline Student Restraint

Discipline > Reports > Discipline > SDS0250 - Discipline Student Restraint

The report lists student totals for instances of mechanical restraint, physical restraint, and seclusion.

Parameter	Description
Ending School Year (YYYY)	Type the four-digit ending school year.
Campus ID (Blank for All)	Type the three-digit campus ID, or click  to select the campus . Leave blank to select all campuses in the district. NOTE: If you select to create the report for all campuses, any campuses excluded from district reporting (i.e., campuses that have the Exclude from District Reporting field selected on Registration > Maintenance > Campus Profile > Campus Information Maintenance > Control Info) are not included in the report. However, you can generate the report for an individual excluded campus by entering the campus ID.
Grade Level (Blank for All)	Type the two-character grade level, click  to select the grade level , or leave blank to select all grade levels.
Student IDs (Blank for All)	Type the six-digit student ID number, including all leading zeros. Separate multiple IDs with a comma (e.g., 098321,096476). Or, click  to select the students . Leave blank to select all students.
IDEA Students (Y, N, Blank = All)	The Individuals with Disabilities Education Act (IDEA) refers to students who are receiving special education services through Public Law 105-17. Y - Include IDEA students only. N - Include non-IDEA students only. Blank - Include all students meeting the restraint criteria.
Restraint Type (M = Mechanical, P = Physical, S = Seclusion, Blank for All)	M - Include mechanical restraints. P - Include physical restraints. S - Include seclusion restraints. Blank - Include all restraint types.
Reporting Period (Blank, 1-6)	Type the one-digit reporting period (cycle). Or, click  to select the reporting period . If a value is selected, the From Restraint and To Restraint date parameters must be blank. The report will reflect the dates associated with the selected reporting period (cycle) according to the PEIMS attendance calendar.

Parameter	Description
From Restraint Date (MMDDYYYY)	Type the date, or click  to select the date from a calendar. The field is required if the Reporting Period is blank. If the Reporting Period is not blank, the first date of the associated reporting period from the PEIMS attendance calendar is used.
To Restraint Date (MMDDYYYY)	Type the date, or click  to select the date from a calendar.
Print Parameters (Y, N, Blank = N)	Y - Print the report parameters used. They will print on the last page of the report. N or blank - Do not print the parameters.



Back Cover