



---

# SDS0250 - Discipline Student Restraint



# Table of Contents





**SDS0250 - Discipline Student Restraint** ..... 1



# SDS0250 - Discipline Student Restraint

## Discipline > Reports > Discipline > SDS0250 - Discipline Student Restraint

The report lists student totals for instances of mechanical restraint, physical restraint, and seclusion.

Parameter	Description
<b>Ending School Year (YYYY)</b>	Type the four-digit <b>ending</b> school year.
<b>Campus ID (Blank for All)</b>	Type the three-digit campus ID, or click  to <a href="#">select the campus</a> . Leave blank to select all campuses in the district.  <b>NOTE:</b> If you select to create the report for all campuses, any campuses excluded from district reporting (i.e., campuses that have the <b>Exclude from District Reporting</b> field selected on <a href="#">Registration &gt; Maintenance &gt; Campus Profile &gt; Campus Information Maintenance &gt; Control Info</a> ) are not included in the report. However, you can generate the report for an individual excluded campus by entering the campus ID.
<b>Grade Level (Blank for All)</b>	Type the two-character grade level, click  to <a href="#">select the grade level</a> , or leave blank to select all grade levels.
<b>Student IDs (Blank for All)</b>	Type the six-digit student ID number, including all leading zeros. Separate multiple IDs with a comma (e.g., 098321,096476). Or, click  to <a href="#">select the students</a> . Leave blank to select all students.
<b>IDEA Students (Y, N, Blank = All)</b>	The Individuals with Disabilities Education Act (IDEA) refers to students who are receiving special education services through Public Law 105-17.  Y - Include IDEA students only.  N - Include non-IDEA students only.  Blank - Include all students meeting the restraint criteria.
<b>Restraint Type (M = Mechanical, P = Physical, S = Seclusion, Blank for All)</b>	M - Include mechanical restraints.  P - Include physical restraints.  S - Include seclusion restraints.  Blank - Include all restraint types.
<b>Reporting Period (Blank, 1-6)</b>	Type the one-digit reporting period (cycle). Or, click  to <a href="#">select the reporting period</a> . If a value is selected, the <b>From Restraint</b> and <b>To Restraint</b> date parameters must be blank. The report will reflect the dates associated with the selected reporting period (cycle) according to the PEIMS attendance calendar.

Parameter	Description
<b>From Restraint Date (MMDDYYYY)</b>	Type the date, or click  to select the date from a calendar. The field is required if the <b>Reporting Period</b> is blank. If the <b>Reporting Period</b> is not blank, the first date of the associated reporting period from the PEIMS attendance calendar is used.
<b>To Restraint Date (MMDDYYYY)</b>	Type the date, or click  to select the date from a calendar. Leave blank to use the current date.
<b>Print Parameters (Y, N, Blank = N)</b>	Y - Print the report parameters used. They will print on the last page of the report.  N or blank - Do not print the parameters.



## Back Cover