



# SDS1100 - Incident Number Discipline Report



# Table of Contents

**SDS1100 - Incident Number Discipline Report ..... 1**






# SDS1100 - Incident Number Discipline Report

## Discipline > Reports > Discipline > SDS1100 - Incident Number Discipline Report

This report prints detailed incident information by incident number for each student and indicates which offense code will be extracted for PEIMS.

If a court-ordered restriction exists, all incident data for the student is restricted.

Parameter	Description
<b>Beginning School Year (YYYY)</b>	Type the four-digit beginning school year.
<b>Ending School Year (YYYY)</b>	Type the four-digit <b>ending</b> school year.
<b>Campus ID (Blank for All)</b>	Type the three-digit campus ID, or click  to <a href="#">select the campus</a> . Leave blank to select all campuses in the district.  <b>NOTE:</b> If you select to create the report for all campuses, any campuses excluded from district reporting (i.e., campuses that have the <b>Exclude from District Reporting</b> field selected on <a href="#">Registration &gt; Maintenance &gt; Campus Profile &gt; Campus Information Maintenance &gt; Control Info</a> ) are not included in the report. However, you can generate the report for an individual excluded campus by entering the campus ID.
<b>Attendance Track (Blank for All)</b>	Type the two-digit attendance track. Leave blank to select all tracks.
<b>Include Withdrawn Students (Y, N)</b>	Y - Include withdrawn students.  N - Do not include withdrawn students.
<b>Include Discipline Comments (Y, N)</b>	Y - Include discipline comments.  N - Do not include discipline comments.
<b>From Incident Date (MMDDYYYY)</b>	Type the date, or click  to select the date from a calendar.
<b>To Incident Date (MMDDYYYY)</b>	Type the date, or click  to select the date from a calendar.
<b>Beginning Incident Number</b>	To include a specific range of incident numbers, type the six-digit beginning number.
<b>Ending Incident Number</b>	To include a specific range of incident numbers, type the six-digit ending number.
<b>Print Student SSN (Y, N, M)</b>	Y - Print the entire social security number.  N - Print XXX-XX-XXXX for the social security number.  M - Print the masked social security number (e.g., XXX-XX-1234).
<b>Multi Student Incidents Only (Y, N)</b>	Y - Include only incidents with multiple students.  N - Include incidents with single and multiple students.



## Back Cover