



attendance_campus_options_alternate_days

Table of Contents




This section is used if the campus has more than one period used for ADA period, such as for A-Day/B-Day schedules.

For example, the A-Day schedule may take ADA attendance during period 02, and the B-Day schedule may take ADA attendance during period 05.

For both days, an additional period needs to be created that is the same for both A-Day and B-Day. For example, if the campus has classes during periods 01-08, then period 09 could be used as the extra ADA period. This extra period must be the same for both A-Day and B-Day. Be sure this extra period is included in the **1st Period Nbr** and **Last Period Nbr** fields.

\

NOTE: All tracks at the same campus must have the same ADA posting periods.

Code	Click +Add or press ALT+1 to add a code. A blank row is added to the Code grid.	
	Code	Type the one-character code to use for the pattern. For example, type A or B if you use A-Day and B-Day schedules. You must create a code for each pattern. For example, create code A and code B.
		Click to select a code for which to add a pattern. A row is added to the Pattern grid allowing you to add a pattern for that code.
		Delete the code if needed.
Pattern	Click +Add or press ALT+1 to indicate the ADA period for the selected code. A blank row is added to the Pattern grid. You must enter two pattern rows for each Code : <ul style="list-style-type: none"> • Add a row with the ADA period when attendance is taken (e.g., 02 or 05). • Add a row with the "extra" ADA posting period (e.g., 09). <p>IMPORTANT: The "extra" ADA posting period must be the same for all codes, and it must be the same for all tracks at the campus. This period must also be entered in the ADA Posting Period field.</p>	
	Pattern	Type the two-digit ADA period.
		Delete the pattern for that code if needed.

NOTE: When using ALT+1 to add a row, you must press the 1 key on the keyboard, not the 1 key on the numeric keypad.



Back Cover