

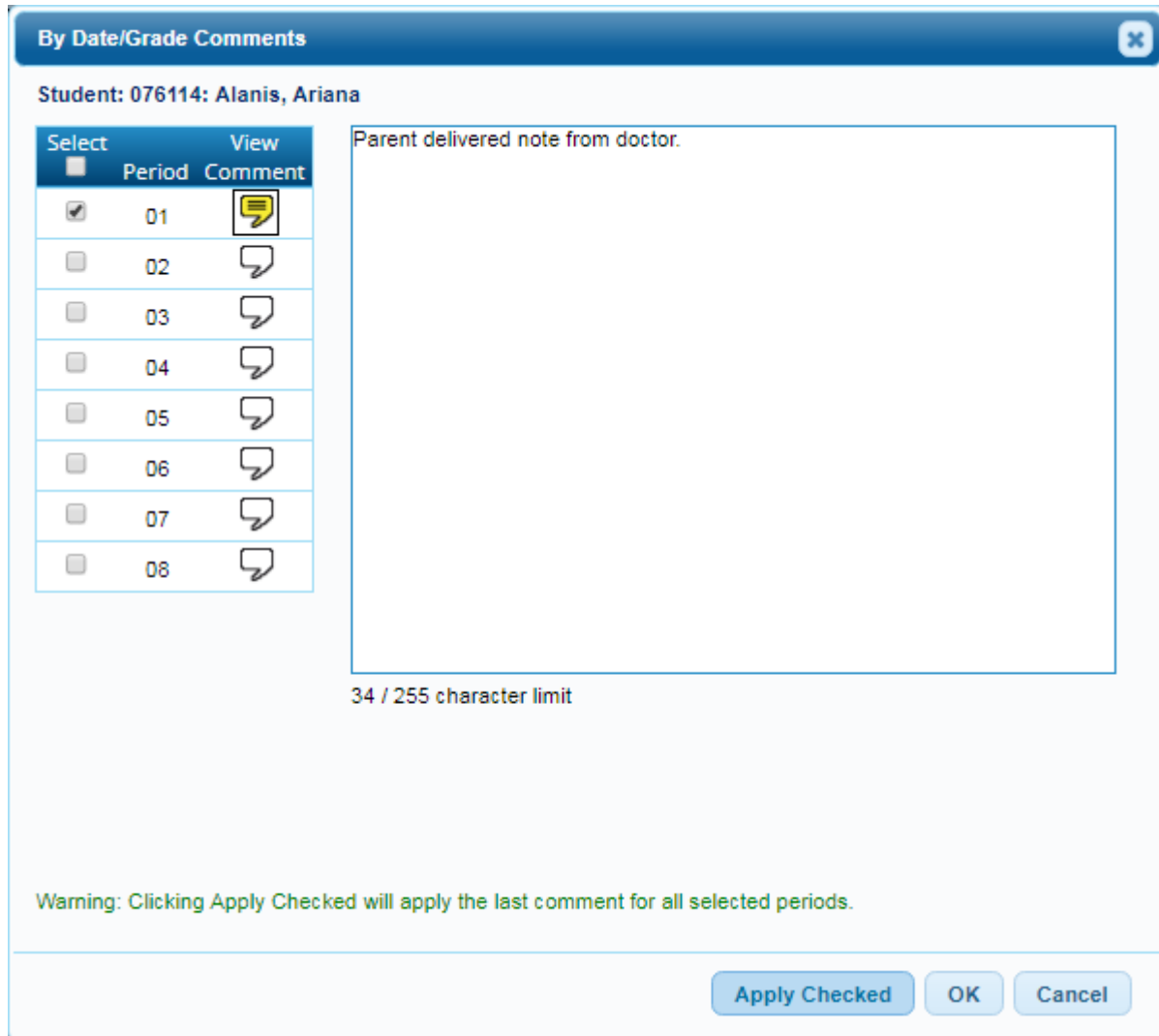


attendance_student_posting_comments_by_grade

Table of Contents

Click to enter attendance comments for the student by period. Comments can only be entered if a posting code is entered.



A pop-up window opens allowing you to view, add, and update comments.



If the same comment applies to multiple periods, you can type the comment once, and select the periods to apply the comment to. Or, you can enter individual comments for each period.

The icon is yellow if comments currently exist for the student, date, and any of the selected periods. The icon is white if the student has no comments on that date.

Select	<p>Select one or more periods to apply the displayed comment to.</p> <p>To apply the comment to all <i>displayed</i> periods (according to the selections of the From/To Period fields), select the check box in the heading row. All individual period fields are selected by default. Note that this may not include <i>all</i> periods at the campus. The individual fields can be unselected as needed.</p> <p>If you have added, edited, or deleted any comments in the comment space, the changes or deletion will be applied to the selected period(s).</p>
Period	(Display only) Periods are listed according to the From/To Period range specified on the main page.

View Comment 	<p>The icon is yellow if comments exist. Otherwise the comment icon is white.</p> <p>Click the icon to add, update, or view existing comments for a particular period.</p> <p>When you click the icon, it is outlined with a black box  to indicate that it is the active comment.</p> <p>The space on the right is enabled allowing you to type a comment.</p>
comments	<p>The space on the right is where you add or update comments for the student, up to 255 characters. The space is not enabled until at least one period is selected, or until you click a View Comment icon.</p>

Apply Checked	<p>Click to apply the comments to the periods according to your selections. The button is not enabled unless at least one period is selected.</p>
OK	<p>Once you have clicked Apply Checked, click to close the pop-up window. Comments are applied but must still be saved.</p>
Cancel	<p>Click to close the window without making any changes.</p>

WARNINGS:

Comments are not saved until you click **Save**.

If you enter comments, click **Apply Checked**, receive an Overwrite Warning message and click **OK**, and then click the [x] to close the window, the new comment does not overwrite the original comment.

If you entered comments for a posting code, and then clear the posting code, the comment is cleared without notification.



Back Cover