



grad_plan_pgp_body

Table of Contents

Select a student

To retrieve a student's records, select the student in one of the following ways:

Student	<p>Begin typing the student ID (with leading zeros) or last name. As you begin typing, a drop-down list displays students whose ID or last name <i>begins with</i> the numbers or characters you have typed. The drop-down list displays the students' full name and grade level. From the drop-down list you can select the student.</p> <p>The student can also be located by typing the name in one of the following formats:</p> <ul style="list-style-type: none"> • Last name, comma, first name (smith, john) • Last name initial, comma, first name initial (s,j) • Comma, first name (,j)
Texas Unique Student ID	<p>Type all or part of the student's Texas Unique Student ID to retrieve students whose ID <i>begins with</i> the characters you typed.</p> <p>If the student does not have a Unique ID, click TSDS Unique ID button to connect to the TSDS Unique ID Web Service and obtain an ID. Your LEA must have the appropriate credentials through Texas Education Agency Login (TEAL) before this functionality can be used.</p> <p>Review the Assign a TSDS Unique ID guide for additional information.</p>
Directory	<p>Click to select a student from the Directory.</p>
(photo)	<p>If a photo exists for the student, the student photo is displayed.</p> <p>From Registration > Maintenance > Student Enrollment, you can change the student photo:</p> <ol style="list-style-type: none"> 1. Hover over the image, and click Change. The Change Student Photo window opens. 2. Click Choose File. Locate and open the file for the new image. 3. Click Save. The window closes, and the new image is displayed. <p>Photos are not displayed in all applications. They are displayed in Attendance (Inquiry), Discipline, Grade Reporting, Graduation Plan, Health, Registration, and Scheduling. They are not displayed in Special Ed or Test Scores.</p>

- The student's name, current grade level, 9th grade entry date, and cohort year are displayed.
- If multiple records exist for the student due to a grade level or status change, the most recent record is displayed.

Graduation Plan	The code and description of the graduation plan currently assigned to the student are displayed.
PEIMS Grad Type	The PEIMS graduation type code and description associated with the student's plan is displayed.

CPR Date Completed	Type the date on which the student met the Foundation High School Program (FHSP) requirement for cardiopulmonary resuscitation (CPR) instruction. You cannot enter a future date.
---------------------------	---

Speech Date Completed	Type the date on which the student met the Foundation High School Program (FHSP) requirement for speech instruction. You cannot enter a future date.			
Peace Officer Interact Date Completed	Type the date on which the student met the requirement for instruction on how to interact with law enforcement, as mandated by Senate Bill 30. You cannot enter a future date.			
Foundation	<p>The credits necessary for the foundation high school program (FHSP) are displayed.</p> <p>Indicate whether a student is currently pursuing the Foundation High School Program.</p> <ul style="list-style-type: none"> • Foundation Coursework 0 = false for FHSPParticipant • Foundation Coursework 1 = true for FHSPParticipant <table border="1" data-bbox="394 636 1473 853"> <tr> <td data-bbox="394 636 620 853">College Career Instruction</td> <td data-bbox="620 636 1473 853">Select if the 7th or 8th grade student has received instruction in preparing for high school, college, and career, including information about the creation of a high school personal graduation plan, distinguished level of achievement, each endorsement, college readiness standards, and potential career choices and education needed to enter those careers.</td> </tr> </table>		College Career Instruction	Select if the 7th or 8th grade student has received instruction in preparing for high school, college, and career, including information about the creation of a high school personal graduation plan, distinguished level of achievement, each endorsement, college readiness standards, and potential career choices and education needed to enter those careers.
College Career Instruction	Select if the 7th or 8th grade student has received instruction in preparing for high school, college, and career, including information about the creation of a high school personal graduation plan, distinguished level of achievement, each endorsement, college readiness standards, and potential career choices and education needed to enter those careers.			
Endorsement	The credits necessary to earn an endorsement are displayed.			
Distinguished	<p>The credits necessary to complete the distinguished level of achievement under the FHSP are displayed.</p> <p>Indicate if the student is <u>currently pursuing</u> the distinguished level of achievement or if the student has <u>successfully completed</u> the distinguished level of achievement.</p> <ul style="list-style-type: none"> • Distinguished Coursework is 1 = true for FHSPDistingLevelParticipant • Distinguished Coursework is 2 = true for DistingLevelAchievementGraduate <p>A student must first complete the Foundation coursework before you can select 2-Completed for Distinguished coursework.</p>			

STAAR EOC Assmnts	<p>The student's EOC Level for each assessment and scale scores for English 3 and Algebra 2 (from Test Scores), as well as the student's Cum GPA and Cum Rank (from Grade Reporting), are displayed.</p> <p>Individual Graduation Committee (IGC) Students: For IGC students, I is displayed for Level I in the for any EOC assessment where the student who did not pass with II, III, Approaches, Meets, or Masters, regardless of year assessment was taken.</p> <p>NOTES:</p> <p>A student is considered IGC if he has a record on his most recent enrollment year on Registration > Maintenance > Student Enrollment > Local Programs with the Local Program field set to a code that matches the Local Program for IGC Reporting code on State Reporting > Options (even if there is a withdrawal date in the most recent record). If there is no value specified in State Reporting, the program will look for code <i>IGC</i> in the Local Program field on Registration > Maintenance > Student Enrollment > Local Programs .</p> <p>If student has an End-of-Course Exception for a subject on Grade Reporting > Maintenance > Student > Individual Maint > EOC Exception, this will take precedence over IGC, with <i>ARD Met Standards</i> defaulting to I and <i>AAR Exempt</i> defaulting to N/A.</p> <p>Other than EOC Exception and IGC, subjects taken prior to 2017 will use I, II, III. Subjects taken 2017 and later will use DidNotMeet, Approaches, Meets, Masters.</p>
--------------------------	--

Under **College Readiness:**

These fields facilitate monitoring student progress toward college readiness.

ACT	The highest composite, math, reading, and English scores are displayed.
SAT	The highest old test version combined, math, and reading scores and highest new test version math and evidence-based reading section scores are displayed.
TSIA	The student's highest Texas Success Initiative Assessment (TSIA) scores are displayed for math, reading, writing, TSI WritePlacer, and ABE Writing Diagnostics including blanks.
	If only one row exists, those scores are displayed (including blanks).
TSIA2	The student's highest Texas Success Initiative Assessment (TSIA) scores are displayed for math diagnostic, math, ELAR, WPI, and ABE Writing Diagnostics including blanks.
	If only one row exists, those scores are displayed (including blanks).

College Readiness

You can select up to four exams where the student has met the minimum score requirements (as listed below) and is therefore exempt from taking the Texas Success Initiative (TSI) exam. You must enter the exam date for each exam selected. You can only select an exam if the student received the minimum score.

- If you select at least one score that exempts the student from TSI, "TSI Exempt" is displayed next to the exam.
- If no exams have been selected, "TSI Required" is displayed.

Minimum score requirements:




- ACT: A composite score of 40 or greater on the English and Reading (E+R) tests shall be exempt for both reading and writing or ELAR sections of the TSI Assessment. A score of 22 or more on the mathematics test shall be exempt for the mathematics section of the TSI Assessment. There is no composite score.
 - GED ELAR: A minimum score of 165 on the Reasoning Through Language Arts (RLA) subject test shall be exempt for English Language Arts (ELAR).
 - GED Math: A minimum score on the Mathematical Reasoning subject test shall be exempt for mathematics.
 - HiSET ELAR: A minimum score of 15 on the Reading subtest and a minimum score of 15 on the Writing subtest, including a minimum score of 4 on the essay, shall be exempt for English Language Arts Reading (ELAR).
 - HiSET Math: A minimum score of 15 on the Mathematics subtest shall be exempt for mathematics.
 - SAT (old version): A combined score of 1070 or greater, with Reading and Math scores of 500 or greater.
 - SAT (new version): Evidence-Based Reading and Writing scores of 480 or greater, and Math Section score of 530 or greater with no combined score requirements.
 - STAAR EOC: English III score of 4000 or greater, and STAAR EOC Algebra II score of 4000 or greater.
 - TSIA (Texas Success Initiative Assessment): Student has passed the TSIA exam as follows:
 - Reading: a score in the range of 351-390 in the multiple-choice section.
 - Mathematics: a score in the range of 350-390 in the multiple-choice section.
 - Writing:
 - Placement Score of 340-390 in the multiple-choice section, and a score of 4 on the essay; or
 - Placement Score of 310-339 in the multiple-choice section, and a score of 4, 5, or 6 on the ABE Diagnostic section, and an essay score of 5 (you must meet all three).
 - TSIA2 (Texas Success Initiative Assessment): Student has passed the TSIA exam as follows:
 - TSIA2 Math
 - State Math Cut Scores of: a minimum score of 950 or less than 950 and a diagnostic level 6
 - TSIA2 ELAR
 - State ELAR Cut Scores of: a minimum score of 945 on the multiple-choice section with an essay score of 5-8, or less than 945 on the multiple-choice section, a diagnostic level of 5 or 6, and an essay score of 5-8
 - TSIA2
 - TSIA2 Math and TSIA2 ELAR State Cut Scores are both met.
- NOTE:** Both English III and Algebra II exams must meet the minimum score to exempt the student from the TSI exam based solely on STAAR EOC.




For more information about TSI, see the Texas Education Code, §51.3062.

The following are also displayed but do not affect a student's TSI exemption:

ACT PLAN	The highest composite, math, reading, English, and science scores are displayed.
PSAT Old	The highest combined, math, and reading scores from PSAT assessments taken prior to October 2015 are displayed.
PSAT New	The highest combined, math, and reading scores from PSAT assessments taken October 2015 or later under the revised PSAT are displayed. This only applies to the PSAT 10 and PSAT/NMSQT exams. Results from PSAT 8/9 exams are not displayed.
PSAT Section Scores	The highest Math Section and Evidence-Based Reading and Writing Section Scores from PSAT assessments taken October 2015 or later are displayed.

Diagnostic Information	<p>Data is displayed according to the following fields:</p> <p>Dyslexia on Registration > Maintenance > Student Enrollment > Local Programs</p> <p>EB on Registration > Maintenance > Student Enrollment > Bil/ESL</p> <p>Migrant on Registration > Maintenance > Student Enrollment > Demo3</p> <p>G/T on Registration > Maintenance > Student Enrollment > G/T</p> <p>Special Education on Registration > Maintenance > Student Enrollment > SpecEd</p> <p>Retained on Registration > Maintenance > Student Enrollment > At Risk</p>
-------------------------------	--

<p>Industry Credentials or Certification</p>	<p>Indicate a credential or certification earned by the student and the date the student completed it.</p> <p>TWEDS Data Element: POST-SECONDARY-CERTIFICATION-LICENSURE-CODE (E1640) (Code table: 214)</p> <p>The list is maintained in the Origin field on Maintenance > District Tables > Credentials or Certification.</p> <ul style="list-style-type: none"> • If the credential or certification is internationally or nationally recognized and Origin on Maintenance > District > Tables > Credentials or Certification is <i>International</i> or <i>National</i>, the credential or certification will display the district-defined code, selected PEIMS code, and then I (for International) or N (for National) in parentheses followed by the district-defined description. The international or national credential or certifications will be displayed on the Performance Acknowledgement tab. • If Origin is blank on Maintenance > District > Tables > Credentials or Certification, the credential or certification will display the district-defined code followed by the district-defined description. The credential or certifications with no PEIMS code will not be displayed on the Performance Acknowledgement tab. <p>This information is used on Maintenance > Student > Individual Maintenance > PGP and prints on the Student Personal Graduation Plan (SGP1000) and AAR Multi-Year (SGR2047) reports.</p> <table border="1" data-bbox="453 1077 1474 1877"> <tr> <td data-bbox="453 1077 619 1155">Date</td> <td data-bbox="624 1077 1474 1155">Type the date of completion, or click  to select the date from a calendar.</td> </tr> <tr> <td data-bbox="453 1162 619 1476">Exam Fee</td> <td data-bbox="624 1162 1474 1476"> <p>Enter the exam fee amount. This fee identifies the amount of money that was paid by the local education agency for a student's industry certification exam.</p> <p>NOTE: This field will be pre-populated if completed on the Credentials or Certification tab on Graduation Plan > Maintenance > District > Tables.</p> <p>TWEDS Data Element: IBC-EXAM-FEE-AMOUNT (E1654)</p> </td> </tr> <tr> <td data-bbox="453 1482 619 1767">Vendor</td> <td data-bbox="624 1482 1474 1767"> <p>Use the drop-down menu to select the vendor. This field identifies the organization or company that offered the service.</p> <p>NOTE: This field will be pre-populated if completed on the Credentials or Certification tab on Graduation Plan > Maintenance > District > Tables.</p> <p>TWEDS Data Element: IBC-VENDOR-CODE (E1655)</p> </td> </tr> <tr> <td data-bbox="453 1774 619 1877">Reimburse</td> <td data-bbox="624 1774 1474 1877">Select this field if a prior or current LEA received the one-time allowed industry-based certification fee reimbursement for the student.</td> </tr> </table>	Date	Type the date of completion, or click  to select the date from a calendar.	Exam Fee	<p>Enter the exam fee amount. This fee identifies the amount of money that was paid by the local education agency for a student's industry certification exam.</p> <p>NOTE: This field will be pre-populated if completed on the Credentials or Certification tab on Graduation Plan > Maintenance > District > Tables.</p> <p>TWEDS Data Element: IBC-EXAM-FEE-AMOUNT (E1654)</p>	Vendor	<p>Use the drop-down menu to select the vendor. This field identifies the organization or company that offered the service.</p> <p>NOTE: This field will be pre-populated if completed on the Credentials or Certification tab on Graduation Plan > Maintenance > District > Tables.</p> <p>TWEDS Data Element: IBC-VENDOR-CODE (E1655)</p>	Reimburse	Select this field if a prior or current LEA received the one-time allowed industry-based certification fee reimbursement for the student.
Date	Type the date of completion, or click  to select the date from a calendar.								
Exam Fee	<p>Enter the exam fee amount. This fee identifies the amount of money that was paid by the local education agency for a student's industry certification exam.</p> <p>NOTE: This field will be pre-populated if completed on the Credentials or Certification tab on Graduation Plan > Maintenance > District > Tables.</p> <p>TWEDS Data Element: IBC-EXAM-FEE-AMOUNT (E1654)</p>								
Vendor	<p>Use the drop-down menu to select the vendor. This field identifies the organization or company that offered the service.</p> <p>NOTE: This field will be pre-populated if completed on the Credentials or Certification tab on Graduation Plan > Maintenance > District > Tables.</p> <p>TWEDS Data Element: IBC-VENDOR-CODE (E1655)</p>								
Reimburse	Select this field if a prior or current LEA received the one-time allowed industry-based certification fee reimbursement for the student.								
<p>Accelerated Learning Plan</p>	<p>Select up to five accelerated learning plans for the student. These are maintained on Maintenance > District > Tables > Accelerated Learning.</p>								
<p>Monitor Plan</p>	<p>Select up to 10 monitor plans for the student. These are maintained on Maintenance > District > Tables > Monitor Plan.</p>								

Parent's Educational Expectation	Select up to three parent expectations for the student. These are maintained on Maintenance > District > Tables > Parent/Guardian Expectations .	
Endorsements	Indicate if the student is pursuing, not participating, or has completed each endorsement.	
	<table border="1"> <tr> <td data-bbox="453 353 699 421">Date Completed</td> <td data-bbox="703 353 1476 421">If completed, type the date of completion, or click  to select a date.</td> </tr> </table>	Date Completed
Date Completed	If completed, type the date of completion, or click  to select a date.	
PGP Acknowledgement	Type the dates for the student, parent/guardian and counselor signatures, or click  to select a date.	

Click **Save**.



Back Cover