




grade_plan_4_year_reports_view_all


Table of Contents

View a report of all courses added to the graduation plan sorted by grade level within subject area for all four years. The report also indicates default courses and courses that meet the state requirements.


[View, print, or save the report.](#)

Review the report using the following buttons:


Click  to go to the first page of the report.


Click  to go back one page.


Click  to go forward one page.

Click  to go to the last page of the report.

The report can be viewed and saved in various file formats.

Click  to save and print the report in PDF format.

Click  to save and print the report in CSV format. (This option is not available for all reports.) When a report is exported to the CSV format, the report headers may not be included.

Click  to close the report window. Some reports may have a **Close Report**, **Exit**, or **Cancel** button instead.



Back Cover