



print_local_programs_campus

Table of Contents


The report lists the code, description, and ASDR next year status by campus, allowing you to see if a local program will be written to the next year record when ASDR is run.


The status is determined by the campus or district options:


- If the district **Annual Student Data Rollover** field is Y, the campus **Move Program to Next Year** code and description print in the **ASDR Next Year** column.
- If the district **Move Program to Next Year** field is N, the **ASDR Next Year** column displays “Drop Program NYR (By District)” because the district option N overrides the campus **Move Program to Next Year** field.


[Review, save, or print the report.](#)

Review the report using the following buttons:


Click  to go to the first page of the report.


Click  to go back one page.


Click  to go forward one page.

Click  to go to the last page of the report.

The report can be viewed and saved in various file formats.

Click  to save and print the report in PDF format.

Click  to save and print the report in CSV format. (This option is not available for all reports.) When a report is exported to the CSV format, the report headers may not be included.

Click  to close the report window. Some reports may have a **Close Report**, **Exit**, or **Cancel** button instead.



Back Cover