



## **registration\_forms\_form\_body**





# Table of Contents





All current and next year forms are listed.

- Unsubmitted forms are listed first, according to the selected school year.
- External forms are not listed.
- The list [can be re-sorted](#).

You can re-sort the grid by clicking on an underlined column heading. It will sort in ascending order. Click it again to sort in descending order.

A triangle next to the column heading indicates the column by which the grid is currently sorted and whether it is sorted in ascending  or descending  order.

<b>filters</b>	
You can filter the listed forms:	
<b>Sch Yr</b>	<p>Indicate if you want to view online registration forms (upcoming school year) or student data form changes (current school year). For example, if it is currently the 2019-2020 school year, and registration is open for the 2020-2021 school year, select <b>2020</b> to see student form changes submitted for the current school year, and/or select <b>2021</b> to see form changes submitted from online registration.</p> <p>Move to Grade Reporting (MTGR) affects the school years displayed. After MTGR is run, the previous school year drops off, and the next school year is added.</p>
<b>Forms</b>	Select which forms you want to view for the selected school year(s).
<input type="checkbox"/> Click <b>Filter</b> .	
<b>Form Name</b>	The name of each form is displayed.
<b>Submit Date</b>	<p>For forms submitted online, the most recent date on which the parent submitted or acknowledged the form via ASCENDER ParentPortal is displayed.</p> <p>If the parent brings a paper copy of the form to the campus, type the date on which the parent delivered the form in the MMDDYYYY format, or click  to select the date from a calendar, and click <b>Save</b>.</p> <p>The date is saved in the <b>Submit Date</b> field.</p> <p><b>IMPORTANT:</b> You cannot enter a date unless you have filtered for one school year. If the <b>Sch Yr</b> field has both school years selected, or if no school year is selected, the field is disabled.</p>
<b>Submitter ID</b>	<p>For forms submitted online, the full name of the parent who most recently submitted the change or acknowledged the form via ParentPortal is displayed, according to the ID used to log on to ParentPortal.</p> <p>If the parent delivered a paper copy of the form to the campus, the full name of the campus administrator who entered the <b>Submit Date</b> date is displayed, according to the ID used to log on to ASCENDER.</p>

<b>Approval Date</b>	<p>For forms submitted online, the date on which the campus administrator most recently approved/rejected the change to the form data via the Pending Updates page is displayed.</p> <p>'N/A' is displayed for standard forms, any form delivered to the campus by the parent, or any form submitted during New Student Enrollment.</p>
<b>Approver ID</b>	<p>For forms submitted online, the full name of the campus administrator who most recently approved/rejected the change via the Pending Updates page is displayed, according to the ID used to log on to ASCENDER.</p> <p>'N/A' is displayed for standard forms, any form delivered to the campus by the parent, or any form submitted during New Student Enrollment.</p>
<b>Required Form</b>	<p>Y or N is displayed to indicate if the form is required in either New Student Enrollment or Online Registration. N is only displayed if the form is not required in any group; otherwise, Y is displayed.</p>
	

Click **Save** if you entered or changed a date.



## Back Cover