







registration_student_reason_status_change_undo

Table of Contents

If you entered a status change in error (e.g., the wrong student or wrong withdrawal or entry date), click  to remove the status change for the student. When you save, the exit date and exit reason are cleared, and the new row is removed from the grid.

1. Click  in the the second row. This creates a new row (now 3 rows).
2. Click  in the second row. This removes the third row.
3. Click  in the first row. This will remove the second row leaving one remaining.
4. Make the change and click **Save**.



Back Cover