







report_sch1930_body

Table of Contents

Parameter	Description
Campus ID	Type the three-digit campus ID, or click  to select the campus .
Semester (1, 2, 3, 4, Blank for All)	Type the one-digit semester. Valid semesters are 1 and 2. For a four-semester campus, valid semesters are 1, 2, 3, and 4. Leave blank to select all semesters.
Include Withdrawn Students (Y, N)	Y - Include withdrawn students. N - Do not include withdrawn students.
Include Withdrawn Courses (Y, N)	Y - Include withdrawn courses. N or blank - Do not include withdrawn courses. Self-paced courses are printed even if N is selected.
Grade Level (Blank for All)	Type the two-character grade level, click  to select the grade level , or leave blank to select all grade levels.
Control Nbr (Blank for All)	Type the three-digit control number (instructor ID), click  to select the control number , or leave blank to select all control numbers.
Sort Order (A=Alpha, G=Grade Lvl, C=Control Nbr)	A - Sort alphabetically. G - Sort by grade level. C - Sort by control number.
Special Ed Students Only (Y, N)	Y - Select only special education students. N - Select all students.
Active Instructors Only (Y, N)	Y - Select only active instructors. N - Select all instructors, and indicate inactive instructors with a number sign (#).
Student ID (Blank for All)	Type the six-digit student ID number, including all leading zeros. Or, click  to select the student . Leave blank to select all students.



Back Cover