







report_sgr2055_body

Table of Contents

Parameter	Description
Campus ID	Type the three-digit campus ID, or click  to select the campus .
Attendance Track (Blank for All)	Type the two-digit attendance track. Leave blank to select all tracks.
Semester (1, 2, 3=1&2, 4=3, 8=4, C=3&4)	1 - Select semester 1. 2 - Select semester 2. 3 - Select semesters 1 and 2. 4 - Select semester 3. 8 - Select semester 4. C - Select semesters 3 and 4.
Include Withdrawn Students (Y, N)	Y - Include withdrawn students. N - Do not include withdrawn students.
Include Withdrawn Courses (Y, N)	Y - Include withdrawn courses. N or blank - Do not include withdrawn courses.
Grade Level (Blank for All)	Type the two-character grade level, click  to select the grade level , or leave blank to select all grade levels.
Sort Order (A=Alpha, G=Grade Lvl, C=Control Nbr)	A - Sort alphabetically. G - Sort by grade level. C - Sort by control number.
Parent Phone (H=Home, W=Work, P=Preferred)	H - Print the parent's home phone number. W - Print the parent's work phone number. P - Print the parent's preferred phone number.
Print Student Locker Nbr (Y, N)	Y - Print the student's locker number. N - Do not print the student's locker number.
Only Special Ed Students (Y, N)	Y - Select only special education students. N - Select all students.
Student IDs (Blank for All)	Type the six-digit student ID number, including all leading zeros. Separate multiple IDs with a comma (e.g., 098321,096476). Or, click  to select the students . Leave blank to select all students. You can select up to 300 student IDs.
Control Nbrs (Blank for All)	Type the three-digit instructor IDs (control numbers), separating multiple IDs with a comma (e.g., 112,131). Or, click  to select the instructor IDs . Leave blank to select all instructor IDs.



Back Cover