















scheduling_group_course_change_method

Table of Contents

<p>Move Students from one Course to another Course</p>	<p>This option moves students from the From course-section-semester to the To course-section-semester if they also meet the criteria specified under Students.</p> <table border="1" data-bbox="424 235 1476 790"> <tr> <td data-bbox="424 235 507 528"> <p>From</p> </td> <td data-bbox="507 235 1476 528"> <p>Click  to select the course in which the students are currently enrolled.</p> <p>In the next field, select the section in which the students are currently enrolled. Only sections for the selected course are listed.</p> <p>In the third field, select the semester code in which the students are currently enrolled.</p> </td> </tr> <tr> <td data-bbox="424 528 507 790"> <p>To</p> </td> <td data-bbox="507 528 1476 790"> <p>Click  to select the new course.</p> <p>In the next field, select the section in which to move the students. Only sections for the selected course are listed.</p> <p>In the third field, select the semester code in which to move the students.</p> </td> </tr> </table>	<p>From</p>	<p>Click  to select the course in which the students are currently enrolled.</p> <p>In the next field, select the section in which the students are currently enrolled. Only sections for the selected course are listed.</p> <p>In the third field, select the semester code in which the students are currently enrolled.</p>	<p>To</p>	<p>Click  to select the new course.</p> <p>In the next field, select the section in which to move the students. Only sections for the selected course are listed.</p> <p>In the third field, select the semester code in which to move the students.</p>
<p>From</p>	<p>Click  to select the course in which the students are currently enrolled.</p> <p>In the next field, select the section in which the students are currently enrolled. Only sections for the selected course are listed.</p> <p>In the third field, select the semester code in which the students are currently enrolled.</p>				
<p>To</p>	<p>Click  to select the new course.</p> <p>In the next field, select the section in which to move the students. Only sections for the selected course are listed.</p> <p>In the third field, select the semester code in which to move the students.</p>				
<p>Add Course for Students enrolled in a Specific Course</p>	<p>This option adds the Add course-section-semester for students enrolled in the If course-section-semester if they also meet the criteria specified under Students.</p> <table border="1" data-bbox="424 902 1476 1391"> <tr> <td data-bbox="424 902 507 1167"> <p>If</p> </td> <td data-bbox="507 902 1476 1167"> <p>Click  to select the course in which the students are currently enrolled.</p> <p>In the next field, select the section in which the students are currently enrolled. Only sections for the selected course are listed.</p> <p>In the third field, select the semester code in which the students are currently enrolled.</p> </td> </tr> <tr> <td data-bbox="424 1167 507 1391"> <p>Add</p> </td> <td data-bbox="507 1167 1476 1391"> <p>Click  to select the course to be added.</p> <p>In the next field, select the section to be added. Only sections for the selected course are listed. For a proxy course, the field is blank.</p> <p>In the third field, select the semester code in which to add the course.</p> </td> </tr> </table>	<p>If</p>	<p>Click  to select the course in which the students are currently enrolled.</p> <p>In the next field, select the section in which the students are currently enrolled. Only sections for the selected course are listed.</p> <p>In the third field, select the semester code in which the students are currently enrolled.</p>	<p>Add</p>	<p>Click  to select the course to be added.</p> <p>In the next field, select the section to be added. Only sections for the selected course are listed. For a proxy course, the field is blank.</p> <p>In the third field, select the semester code in which to add the course.</p>
<p>If</p>	<p>Click  to select the course in which the students are currently enrolled.</p> <p>In the next field, select the section in which the students are currently enrolled. Only sections for the selected course are listed.</p> <p>In the third field, select the semester code in which the students are currently enrolled.</p>				
<p>Add</p>	<p>Click  to select the course to be added.</p> <p>In the next field, select the section to be added. Only sections for the selected course are listed. For a proxy course, the field is blank.</p> <p>In the third field, select the semester code in which to add the course.</p>				



Back Cover