


















scheduling_group_course_change_method

Table of Contents

Move Students from one Course to another Course	<p>This option moves students from the From course-section-semester to the To course-section-semester if they also meet the criteria specified under Students.</p> <table border="1"> <tr> <td data-bbox="432 232 512 524">From</td><td data-bbox="517 232 1481 524"> <p>Click  to select the course in which the students are currently enrolled.</p> <p>In the next field, select the section in which the students are currently enrolled. Only sections for the selected course are listed.</p> <p>In the third field, select the semester code in which the students are currently enrolled.</p> </td></tr> <tr> <td data-bbox="432 530 512 792">To</td><td data-bbox="517 530 1481 792"> <p>Click  to select the new course.</p> <p>In the next field, select the section in which to move the students. Only sections for the selected course are listed.</p> <p>In the third field, select the semester code in which to move the students.</p> </td></tr> </table>	From	<p>Click  to select the course in which the students are currently enrolled.</p> <p>In the next field, select the section in which the students are currently enrolled. Only sections for the selected course are listed.</p> <p>In the third field, select the semester code in which the students are currently enrolled.</p>	To	<p>Click  to select the new course.</p> <p>In the next field, select the section in which to move the students. Only sections for the selected course are listed.</p> <p>In the third field, select the semester code in which to move the students.</p>
From	<p>Click  to select the course in which the students are currently enrolled.</p> <p>In the next field, select the section in which the students are currently enrolled. Only sections for the selected course are listed.</p> <p>In the third field, select the semester code in which the students are currently enrolled.</p>				
To	<p>Click  to select the new course.</p> <p>In the next field, select the section in which to move the students. Only sections for the selected course are listed.</p> <p>In the third field, select the semester code in which to move the students.</p>				
Add Course for Students enrolled in a Specific Course	<p>This option adds the Add course-section-semester for students enrolled in the If course-section-semester if they also meet the criteria specified under Students.</p> <table border="1"> <tr> <td data-bbox="432 904 512 1167">If</td><td data-bbox="517 904 1481 1167"> <p>Click  to select the course in which the students are currently enrolled.</p> <p>In the next field, select the section in which the students are currently enrolled. Only sections for the selected course are listed.</p> <p>In the third field, select the semester code in which the students are currently enrolled.</p> </td></tr> <tr> <td data-bbox="432 1173 512 1391">Add</td><td data-bbox="517 1173 1481 1391"> <p>Click  to select the course to be added.</p> <p>In the next field, select the section to be added. Only sections for the selected course are listed. For a proxy course, the field is blank.</p> <p>In the third field, select the semester code in which to add the course.</p> </td></tr> </table>	If	<p>Click  to select the course in which the students are currently enrolled.</p> <p>In the next field, select the section in which the students are currently enrolled. Only sections for the selected course are listed.</p> <p>In the third field, select the semester code in which the students are currently enrolled.</p>	Add	<p>Click  to select the course to be added.</p> <p>In the next field, select the section to be added. Only sections for the selected course are listed. For a proxy course, the field is blank.</p> <p>In the third field, select the semester code in which to add the course.</p>
If	<p>Click  to select the course in which the students are currently enrolled.</p> <p>In the next field, select the section in which the students are currently enrolled. Only sections for the selected course are listed.</p> <p>In the third field, select the semester code in which the students are currently enrolled.</p>				
Add	<p>Click  to select the course to be added.</p> <p>In the next field, select the section to be added. Only sections for the selected course are listed. For a proxy course, the field is blank.</p> <p>In the third field, select the semester code in which to add the course.</p>				
Drop Students from a Specific Course	<p>This option drops the Drop course-section-semester for students who are enrolled in that class and meet the criteria specified under Students.</p> <table border="1"> <tr> <td data-bbox="432 1464 512 1693">Drop</td><td data-bbox="517 1464 1481 1693"> <p>Click  to select the course to be dropped.</p> <p>In the next field, select the section to be dropped. Only sections for the selected course are listed.</p> <p>In the third field, select the code for the semester to be dropped.</p> </td></tr> </table>	Drop	<p>Click  to select the course to be dropped.</p> <p>In the next field, select the section to be dropped. Only sections for the selected course are listed.</p> <p>In the third field, select the code for the semester to be dropped.</p>		
Drop	<p>Click  to select the course to be dropped.</p> <p>In the next field, select the section to be dropped. Only sections for the selected course are listed.</p> <p>In the third field, select the code for the semester to be dropped.</p>				



Back Cover