





















scheduling_group_course_change_method

Table of Contents

Move Students from one Course to another Course	<p>This option moves students from the From course to the To course if they also meet the criteria specified under Students.</p> <table border="1" data-bbox="459 197 1481 338"> <tr> <td data-bbox="459 197 544 286">From</td> <td data-bbox="544 197 1481 286">Click  to select the course in which the students are currently enrolled.</td> </tr> <tr> <td data-bbox="459 286 544 338">To</td> <td data-bbox="544 286 1481 338">Click  to select the new course.</td> </tr> </table>	From	Click  to select the course in which the students are currently enrolled.	To	Click  to select the new course .
From	Click  to select the course in which the students are currently enrolled.				
To	Click  to select the new course .				
Add Course for Students enrolled in a Specific Course	<p>This option adds the Add course-section-semester for students enrolled in the If course-section-semester if they also meet the criteria specified under Students.</p> <table border="1" data-bbox="459 443 1481 972"> <tr> <td data-bbox="459 443 528 741">If</td> <td data-bbox="528 443 1481 741"> <p>Click  to select the course in which the students are currently enrolled.</p> <p>In the next field, select the section in which the students are currently enrolled. Only sections for the selected course are listed.</p> <p>In the third field, select the semester code in which the students are currently enrolled.</p> </td> </tr> <tr> <td data-bbox="459 741 528 972">Add</td> <td data-bbox="528 741 1481 972"> <p>Click  to select the course to be added.</p> <p>In the next field, select the section to be added. Only sections for the selected course are listed. For a proxy course, the field is blank.</p> <p>In the third field, select the semester code in which to add the course.</p> </td> </tr> </table>	If	<p>Click  to select the course in which the students are currently enrolled.</p> <p>In the next field, select the section in which the students are currently enrolled. Only sections for the selected course are listed.</p> <p>In the third field, select the semester code in which the students are currently enrolled.</p>	Add	<p>Click  to select the course to be added.</p> <p>In the next field, select the section to be added. Only sections for the selected course are listed. For a proxy course, the field is blank.</p> <p>In the third field, select the semester code in which to add the course.</p>
If	<p>Click  to select the course in which the students are currently enrolled.</p> <p>In the next field, select the section in which the students are currently enrolled. Only sections for the selected course are listed.</p> <p>In the third field, select the semester code in which the students are currently enrolled.</p>				
Add	<p>Click  to select the course to be added.</p> <p>In the next field, select the section to be added. Only sections for the selected course are listed. For a proxy course, the field is blank.</p> <p>In the third field, select the semester code in which to add the course.</p>				
Drop Students from a Specific Course	<p>This option drops the Drop course-section-semester for students who are enrolled in that class and meet the criteria specified under Students.</p> <table border="1" data-bbox="459 1048 1481 1272"> <tr> <td data-bbox="459 1048 528 1272">Drop</td> <td data-bbox="528 1048 1481 1272"> <p>Click  to select the course to be dropped.</p> <p>In the next field, select the section to be dropped. Only sections for the selected course are listed.</p> <p>In the third field, select the code for the semester to be dropped.</p> </td> </tr> </table>	Drop	<p>Click  to select the course to be dropped.</p> <p>In the next field, select the section to be dropped. Only sections for the selected course are listed.</p> <p>In the third field, select the code for the semester to be dropped.</p>		
Drop	<p>Click  to select the course to be dropped.</p> <p>In the next field, select the section to be dropped. Only sections for the selected course are listed.</p> <p>In the third field, select the code for the semester to be dropped.</p>				
Add Students to a Specific Course	<p>This option adds the Add course-section-semester for students who meet the criteria specified under Students.</p> <table border="1" data-bbox="459 1348 1481 1576"> <tr> <td data-bbox="459 1348 528 1576">Add</td> <td data-bbox="528 1348 1481 1576"> <p>Click  to select the course to be added.</p> <p>In the next field, select the section to be added. Only sections for the selected course are listed. For a proxy course, the field is blank.</p> <p>In the third field, select the semester code in which to add the course.</p> </td> </tr> </table>	Add	<p>Click  to select the course to be added.</p> <p>In the next field, select the section to be added. Only sections for the selected course are listed. For a proxy course, the field is blank.</p> <p>In the third field, select the semester code in which to add the course.</p>		
Add	<p>Click  to select the course to be added.</p> <p>In the next field, select the section to be added. Only sections for the selected course are listed. For a proxy course, the field is blank.</p> <p>In the third field, select the semester code in which to add the course.</p>				



Back Cover