





















# **scheduling\_group\_course\_change\_method**



# Table of Contents



<b>Move Students from one Course to another Course</b>	<p>This option moves students from the <b>From</b> course to the <b>To</b> course if they also meet the criteria specified under <b>Students</b>.</p> <table border="1"> <tr> <td data-bbox="496 199 584 282"><b>From</b></td> <td data-bbox="588 199 1482 282">Click  to <a href="#">select the course</a> in which the students are currently enrolled.</td> </tr> <tr> <td data-bbox="496 288 584 338"><b>To</b></td> <td data-bbox="588 288 1482 338">Click  to <a href="#">select the new course</a>.</td> </tr> </table>	<b>From</b>	Click  to <a href="#">select the course</a> in which the students are currently enrolled.	<b>To</b>	Click  to <a href="#">select the new course</a> .
<b>From</b>	Click  to <a href="#">select the course</a> in which the students are currently enrolled.				
<b>To</b>	Click  to <a href="#">select the new course</a> .				
<b>Add Course for Students enrolled in a Specific Course</b>	<p>This option adds the <b>Add</b> course for students enrolled in the <b>If</b> course if they also meet the criteria specified under <b>Students</b>.</p> <table border="1"> <tr> <td data-bbox="496 418 584 501"><b>If</b></td> <td data-bbox="588 418 1482 501">Click  to <a href="#">select the course</a> in which the students are currently enrolled.</td> </tr> <tr> <td data-bbox="496 508 584 557"><b>Add</b></td> <td data-bbox="588 508 1482 557">Click  to <a href="#">select the course</a> to be added.</td> </tr> </table>	<b>If</b>	Click  to <a href="#">select the course</a> in which the students are currently enrolled.	<b>Add</b>	Click  to <a href="#">select the course</a> to be added.
<b>If</b>	Click  to <a href="#">select the course</a> in which the students are currently enrolled.				
<b>Add</b>	Click  to <a href="#">select the course</a> to be added.				
<b>Drop Students from a Specific Course</b>	<p>This option drops the <b>Drop</b> course-section-semester for students who are enrolled in that class and meet the criteria specified under <b>Students</b>.</p> <table border="1"> <tr> <td data-bbox="496 660 584 891"><b>Drop</b></td> <td data-bbox="588 660 1482 891"> <p>Click  to <a href="#">select the course</a> to be dropped.</p> <p>In the next field, select the section to be dropped. Only sections for the selected course are listed.</p> <p>In the third field, select the code for the semester to be dropped.</p> </td> </tr> </table>	<b>Drop</b>	<p>Click  to <a href="#">select the course</a> to be dropped.</p> <p>In the next field, select the section to be dropped. Only sections for the selected course are listed.</p> <p>In the third field, select the code for the semester to be dropped.</p>		
<b>Drop</b>	<p>Click  to <a href="#">select the course</a> to be dropped.</p> <p>In the next field, select the section to be dropped. Only sections for the selected course are listed.</p> <p>In the third field, select the code for the semester to be dropped.</p>				
<b>Add Students to a Specific Course</b>	<p>This option adds the <b>Add</b> course-section-semester for students who meet the criteria specified under <b>Students</b>.</p> <table border="1"> <tr> <td data-bbox="496 972 584 1261"><b>Add</b></td> <td data-bbox="588 972 1482 1261"> <p>Click  to <a href="#">select the course</a> to be added.</p> <p>In the next field, select the section to be added. Only sections for the selected course are listed. For a proxy course, the field is blank.</p> <p>In the third field, select the semester code in which to add the course.</p> </td> </tr> </table>	<b>Add</b>	<p>Click  to <a href="#">select the course</a> to be added.</p> <p>In the next field, select the section to be added. Only sections for the selected course are listed. For a proxy course, the field is blank.</p> <p>In the third field, select the semester code in which to add the course.</p>		
<b>Add</b>	<p>Click  to <a href="#">select the course</a> to be added.</p> <p>In the next field, select the section to be added. Only sections for the selected course are listed. For a proxy course, the field is blank.</p> <p>In the third field, select the semester code in which to add the course.</p>				



## Back Cover