





















scheduling_group_course_change_method

Table of Contents

<p>Move Students from one Course to another Course</p>	<p>This option moves students from the From course to the To course if they also meet the criteria specified under Students.</p> <table border="1" data-bbox="507 199 1471 329"> <tr> <td data-bbox="507 199 587 282">From</td> <td data-bbox="587 199 1471 282">Click  to select the course in which the students are currently enrolled.</td> </tr> <tr> <td data-bbox="507 282 587 329">To</td> <td data-bbox="587 282 1471 329">Click  to select the new course.</td> </tr> </table>	From	Click  to select the course in which the students are currently enrolled.	To	Click  to select the new course .
From	Click  to select the course in which the students are currently enrolled.				
To	Click  to select the new course .				
<p>Add Course for Students enrolled in a Specific Course</p>	<p>This option adds the Add course for students enrolled in the If course if they also meet the criteria specified under Students.</p> <table border="1" data-bbox="507 416 1471 546"> <tr> <td data-bbox="507 416 587 499">If</td> <td data-bbox="587 416 1471 499">Click  to select the course in which the students are currently enrolled.</td> </tr> <tr> <td data-bbox="507 499 587 546">Add</td> <td data-bbox="587 499 1471 546">Click  to select the course to be added.</td> </tr> </table>	If	Click  to select the course in which the students are currently enrolled.	Add	Click  to select the course to be added.
If	Click  to select the course in which the students are currently enrolled.				
Add	Click  to select the course to be added.				
<p>Drop Students from a Specific Course</p>	<p>This option drops the Drop course for students who are enrolled in that class and meet the criteria specified under Students.</p> <table border="1" data-bbox="507 629 1165 674"> <tr> <td data-bbox="507 629 587 674">Drop</td> <td data-bbox="587 629 1165 674">Click  to select the course to be dropped.</td> </tr> </table>	Drop	Click  to select the course to be dropped.		
Drop	Click  to select the course to be dropped.				
<p>Add Students to a Specific Course</p>	<p>This option adds the Add course-section-semester for students who meet the criteria specified under Students.</p> <table border="1" data-bbox="507 757 1471 1039"> <tr> <td data-bbox="507 757 587 1039">Add</td> <td data-bbox="587 757 1471 1039"> <p>Click  to select the course to be added.</p> <p>In the next field, select the section to be added. Only sections for the selected course are listed. For a proxy course, the field is blank.</p> <p>In the third field, select the semester code in which to add the course.</p> </td> </tr> </table>	Add	<p>Click  to select the course to be added.</p> <p>In the next field, select the section to be added. Only sections for the selected course are listed. For a proxy course, the field is blank.</p> <p>In the third field, select the semester code in which to add the course.</p>		
Add	<p>Click  to select the course to be added.</p> <p>In the next field, select the section to be added. Only sections for the selected course are listed. For a proxy course, the field is blank.</p> <p>In the third field, select the semester code in which to add the course.</p>				



Back Cover