




scheduling_instructor_free_time



Table of Contents

Free Time					
Delete	Type	Days	Semesters	Period From	Period To
	F ▼	05 ▼	3 ▼	01 ▼	01 ▼
					+ Add

Note: Instructor will NEVER be assigned at these times.

Free time is the period when the instructor is not available for a class (e.g., conference periods, an assistant coach who helps at multiple campuses but is not the teacher of record, or teachers who are shared between campuses).

Click **+Add** under **Free Time**. A blank row is displayed in the **Free Time** grid.

Type	Select the code indicating the type of free time. <ul style="list-style-type: none"> F-Fixed free time cannot be changed during the master schedule generation process. S-Selectable free time can be changed during the master schedule generation process.
Days	Select the code indicating the day or combination of days that the instructor will <i>not</i> teach.
Semesters	Select the code indicating the semesters during which the instructor will <i>not</i> teach.
Period From Period To	Select the beginning and ending periods of the instructor's free time. If Period To is blank or set to a period before Period From , the value in the Period From field is automatically used for both.
	<p>Delete a free time period.</p> <ol style="list-style-type: none"> Click  to delete a row. The row is shaded red to indicate that it will be deleted when the record is saved. You can select multiple rows to be deleted at the same time. Click Save. You are prompted to confirm that you want to delete the row. Click Yes to continue. Otherwise, click No. <p>You can save edits and delete records in the same step (i.e., the changes are all committed when the record is saved).</p>



Back Cover