



scheduling_msg_create_ms_body

Table of Contents

Recalc Conflicts	<p>Select if you want to recompute the course conflicts (i.e., the number of student course requests that conflict with each other) to determine the best period to place a course-section.</p> <p>The field must be selected when course requests have changed so that courses are scheduled in the correct order.</p> <ul style="list-style-type: none"> • If the conflicts have not been built, the program builds the conflicts whether or not this field is selected. • If there are records in the conflict table, the program does not rebuild the conflicts unless this field is selected.
-------------------------	--

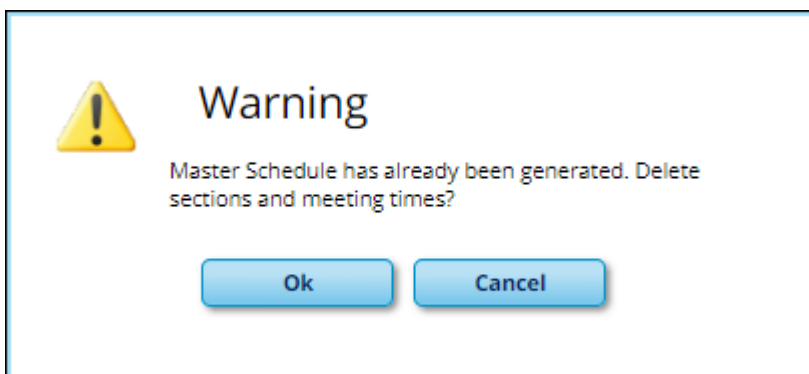
Click **Create Schedule**.

The Master Schedule Generator begins building the course sections.

The program first checks for any invalid courses. If invalid courses exist on [Maintenance > Master Schedule Generator > Resource Allocator > Section Info](#), a message is displayed, and the schedule is not created. The data in Resource Allocator must be corrected before proceeding.

- Click **OK**. The **Show Error** button is displayed if errors occurred.
- Click **Show Error** to view the error listing. [Review, save, or print the report.](#)

If you have previously created a schedule, a message is displayed the next time you click Create Schedule. Click **OK**.




When the generator finishes, click **View Mstr Sched List** to view the Master Schedule Generator Priority Listing, which prints the options used to generate the schedule, the courses in order of generation, and the information about the course sections.

Crs Nbr	Title	Section From	To	User Priority	Fix Assign Ind	Nbr Sems	Nbr Sections	Avail Periods	Nbr Requests	Fixed Resources	Creation Status
1208	Eng 2 IS	01	08	5	1	4	8	1	0	8	Partial
6830	Mariachi 3	01	03	5	0	4	3	1	0	0	Partial
6850	Mariachi 4	01	03	5	0	4	3	1	0	0	Partial
6321	Band Jazz 1	01	01	5	0	4	1	1	0	0	Complete
6322	Band Jazz 2	01	01	5	0	4	1	1	0	0	Complete
7310	Ath/Bsball 2	01	01	5	0	4	1	1	0	0	Complete
7311	Ath/Bsball 3	01	01	5	0	4	1	1	0	0	No Sections
7312	Ath/Bsball 4	01	01	5	0	4	1	1	0	0	No Sections
7313	Ath/BSoccer 1	01	01	5	0	4	1	1	0	0	Complete
7314	Ath/BSoccer 2	01	01	5	0	4	1	1	0	0	Complete
7315	Ath/BSoccer 3	01	01	5	0	4	1	1	0	0	No Sections


- [Review, save, or print the report.](#)

Review the report using the following buttons:


Click  to go to the first page of the report.

Click  to go back one page.

Click  to go forward one page.

Click  to go to the last page of the report.

The report can be viewed and saved in various file formats.

Click  to save and print the report in PDF format.

Click  to save and print the report in CSV format. (This option is not available for all reports.)

When a report is exported to the CSV format, the report headers may not be included.

Click  to close the report window. Some reports may have a **Close Report**, **Exit**, or **Cancel** button instead.

If errors were encountered, click **Show Error** to view the report.

Date Run: **Master Schedule Generator Error Listing** **Campus: 001****Cnty-Dist: 000-000****001 School****Page 1 of 6**

Crs Nbr	Title	From Sec	To Sec	Sem	Error
1000	SEE COUN 1 SEM	01	01	1	Unable to assign instr id or room nbr
1000	SEE COUN 1 SEM	02	02	1	Unable to assign instr id or room nbr
1000	SEE COUN 1 SEM	03	03	1	Unable to assign instr id or room nbr
1000	SEE COUN 1 SEM	04	04	1	Unable to assign instr id or room nbr
1000	SEE COUN 1 SEM	05	05	1	Unable to assign instr id or room nbr
1101	English 1	09	09	F	Unable to assign instr id or room nbr
1101	English 1	10	10	F	Unable to assign instr id or room nbr



Back Cover