



scheduling_team-code_individual_body

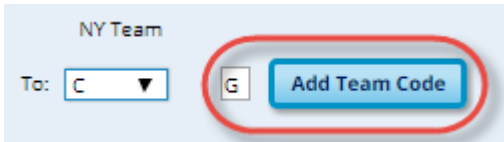
Table of Contents

1. Select a student:

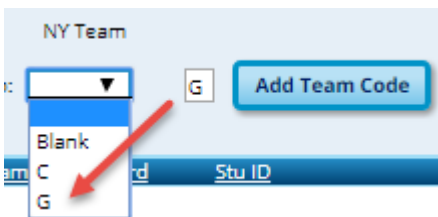
Stu ID Click  to to [select the student](#) whose team code you want to change.

Click **+Add** to select another student. A blank row is added to the grid.

2. To add a new team code, type the one-character code next to the NY Team To field and click **Add Team Code**.



The new code is added to the **NY Team To** drop-down list.




3. Select the next year team code to assign to the students.

Or, select Blank to reset team codes to blank.

4. Click **Save**.

The next year team code is assigned to the selected students and is displayed in the **NY Team** field.

 Remove the student from the page. Saved records are not deleted.



Back Cover