






special_ed_ny_program_information

Table of Contents

Primary Disability	<p>Select the student's primary disability.</p> <p>TWEDS Data Element: PRIMARY-DISABILITY-CODE (E0041) (Code Table: C053) indicates the type of primary disability recorded in the student's individualized education program (IEP) that meets criteria specified in 19 TAC §89.1040.</p> <p>This field is maintained on Registration > Maintenance > Student Enrollment > SpecEd</p>		
Secondary Disability	<p>Select the student's secondary disability.</p> <p>TWEDS Data Element: SECONDARY-DISABILITY-CODE (E0834) (Code Table: C053) indicates the secondary type of disability recorded in the student's individualized education program (IEP) that meets criteria specified in 19 TAC §89.1040.</p> <p>This field is maintained on Registration > Maintenance > Student Enrollment > SpecEd</p>		
Tertiary Disability	<p>Select the student's tertiary disability.</p> <p>This field is maintained on Registration > Maintenance > Student Enrollment > SpecEd</p>		
Multi Disability	<p>The field is selected if the student is multiply disabled.</p> <p>This field is maintained on Registration > Maintenance > Student Enrollment > SpecEd</p>		
Instructional Setting	<p>Click  to select the instructional setting in which the student will be served next year.</p>		
Speech Therapy Ind	<p>Indicate if the student will receive speech therapy services next year.</p>		
Child Count Funding Code	<p>Select the federal program under which the student will be funded next year.</p>		
Early Childhood Intervention	<p>Select if the student will participate in the Early Childhood Intervention (ECI) program next year. If selected, the student's next year grade level must be EE.</p>		
Early Childhood Special Education (ECSE)	<p>Select if the student is enrolled in the Early Childhood Special Education (ECSE). If selected, the student's grade level must be EE, PK, or KG, and the ECSE Service Location field is required.</p> <table border="1" data-bbox="432 1532 1476 1644"> <tr> <td>ECSE Service Location</td> <td>If ECSE is selected for this student, the program in which the student receives the majority of his special education services is displayed.</td> </tr> </table> <p>These fields are maintained on Registration > Maintenance > Student Enrollment > SpecEd</p>	ECSE Service Location	If ECSE is selected for this student, the program in which the student receives the majority of his special education services is displayed.
ECSE Service Location	If ECSE is selected for this student, the program in which the student receives the majority of his special education services is displayed.		
Intellectual Disability Code	<p>Select the degree of the student's intellectual disability.</p> <p>If a code is selected, the student's Primary Disability must be 06-Intellectual Disability.</p>		
Adaptive PE	<p>Select if the student will participate in a physical education program adapted for students with special needs next year.</p>		
Weekly Spec ED Instruction Time	<p>Select the amount of time a special ed instructor will work with the student next year.</p>		
Vocational Education	<p>Select the vocational program in which the student will participate next year.</p>		

IEP Services Initiated	Type the first date (next year) on which the student will be provided with the services specified in the initial IEP. Use the MMDDYYYY format. Or, click  to select the date from a calendar.
Print Profile	Select if you want to allow printing of the student's special ed profile when running Reports > Special Ed > Student > SEM0350 - Special Ed Student Profiles . This field is automatically selected after ASDR is run.
Graduation Type	Select the student's graduation type. TWEDS Data Element: GRADUATION-TYPE-CODE (E0806) (Code Table: C062) indicates the type of plan under which the student graduated.
Non-Public School Name	Type the name of the non-public school, institution, or hospital where the student will receive special ed services next year. This applies only to students who will be on contract with a non-public school.
FIE Report Date	Type the date on which the student's next Full and Individual Evaluation (FIE) comprehensive assessment will be performed. Use the MMDDYYYY format. Or, click  to select the date from a calendar.



Back Cover