






srg6000_body

Table of Contents

| Parameter | Description |
|--|---|
| Ending School Year (YYYY) | Type the four-digit ending school year. |
| Campus ID (Blank for All) | Type the three-digit campus ID, or click  to select the campus . Leave blank to select all campuses in the district. |
| Local Program Code | (Required) Type the PEB local program code, or click  to select the code. |
| As of Date (MMDDYYYY) | Type the date, or click  to select the date from a calendar. |
| Include Withdrawn Students (Y, N) | Y - Include withdrawn students. N - Do not include withdrawn students. |



Back Cover