



SGR2047 - AAR Multi-Year

Table of Contents

SGR2047 - AAR Multi-Year 1

SGR2047 - AAR Multi-Year

Grade Reporting > Reports > Grade Reporting Reports > Grades > SGR2047 - AAR Multi-Year

This report prints the student multi-year Academic Achievement Record (AAR) which displays high school academic information for the current school year and prior years. The report includes schools awarding credit and class ranking information.

The report will indicate the date a student submits a Free Application for Federal Student Aid (FAFSA) or a Texas Application for State Financial Aid (TASFA) or submits the Texas Education Agency-approved Opt-Out Form.

The report can be printed for students who are below grade level 8 but are taking high school-level courses. To print an AAR for these student, leave **Grade Level** blank, and type an ID in the **Student IDs** parameter. Only the high school level courses that the student has taken are printed on the report.

NOTE:

- If the course sequence code is 5, 8, or 9, a number sign (#) prints to the left of the semester grade on the appropriate line for a four-semester campus.
- If the student has excessive absences in a semester, an asterisk (*) prints next to the semester grade if the course credit is coded with NC.
- If two courses have the same service ID, course number, service ID type, and appropriate course sequence codes, and are not self-paced, the semester grades for the courses are printed on the same line.
- The service ID type is used to group courses by subject area on the AAR. If an AAR Use code is used for the course, it overrides the grouping of the service ID type.
- If a course has special course consideration code 0 (i.e., the **Spec Cons** field is set to 0 (*FHSP endorsement course*) in the [district master schedule](#)), it will display as 10 on the AAR under **SE** (i.e., special explanation code).
- To avoid duplication, a course marked as a transfer on the student's Crs Assign tab will not be included on the report if the same course already appears as a non-transfer course taken on a different campus for the same school year and semester with the same semester grade, final grade, and credit awarded.

[AAR use codes and equivalent service ID types](#)

AAR Use Code	Equivalent Service ID Type
A	ARTS
B	BUSE
C	COMP

AAR Use Code	Equivalent Service ID Type
D	SPCH
E	ENGL
F	ECFE
H	HEAL
L	LOCA
M	MATH
O	OTHL
P, W	Prints in the original area with a grade of W and zero credit
S	SOCI
T	ELEC
V	VOED
X	SCIE
Z	PEEQ

Subject area grouping for service ID types

Service ID Type	Subject Area on AAR
ENGL	Language Arts
SPCH	Speech
MATH	Mathematics
SCIE	Science
SOCI	Social Studies
ECFE	Econ/Free Ent
HEAL	Health
PEEQ	P.E./Equivalent
OTHL	Other Languages
ARTS	Fine Arts
COMP	Tech Applications
VOED	Career/Tech Ed
ELEC, BUSE	Other Electives If the first character of the service ID description is T (e.g., TAAS REV), the course is printed under this subject area.
LOCA	Local Credit If the first character of the service ID number is 8 or 9, the course is printed under this subject area.

Equivalent graduation type codes for completed high school programs

Equivalent graduation type codes for the high school program that was completed:

Code	Description	Program
01	Regular Grad (9th GR 95-96 or Before)	Minimum
04	Complete IEP/Full Time Job (Sp. Ed.)	Minimum
05	Complete IEP/Demo Mastery (Sp. Ed.)	Minimum
06	Complete IEP/Access to Services (Sp. Ed.)	Minimum
07	Complete IEP/Age 22 (Sp. Ed.)	Minimum

Code	Description	Program
09	Distinguished Achiev Prg (9th GR 94-95 Thru 96-97)	Distinguished
10	Recommended HS Prg (9th GR 94-95 Thru 96-97)	Recommended
11	Minimum HS Prg (9th GR 94-95 Thru 96-97)	Minimum
12	Minimum HS Prg (9th GR 1997-98)	Minimum
13	Minimum HS Prg (9th GR 1998-99)	Minimum
14	Recommended HS Prg (9th GR 1997-98)	Recommended
15	Recommended HS Prg (9th GR 1998-99)	Recommended
16	Distinguished Achiev Prg (9th GR 1997-98)	Distinguished
17	Distinguished Achiev Prg (9th GR 1998-99)	Distinguished
18	Met min require. Exempt exit. Min Program	Minimum
19	Met min require. Exempt exit. Rec Program	Recommended
20	Met min require. Exempt exit. Distinguished Program	Distinguished
21	Minimum HS Prg (Receive Sp. Ed. Services)	Minimum
22	Recommended HS Prg (Receive Sp. Ed. Services)	Recommended
23	Distinguished Achiev Prg (Receive Sp. Ed. Services)	Distinguished

Rules for printing rank/GPA information

If Print Rank & GPA=	If Print College 4pt=	Report Preview					
		Rank	Date of Class Rank	Quartile	Class Size	GPA	College 4 point
Y	Y	Show	Show	Show	Show	Show	Show
Y	N	Show	Show	Show	Show	Show	Blank
N	N	DNR	Blank	Blank	Blank	Blank	Blank
N	Y	DNR	Blank	Blank	Show	Blank	Show
R	N	Show	Show	Blank	Show	Blank	Blank
R	Y	Show	Show	Blank	Show	Show	Show
G	N	DNR	Blank	Show	Show	Show	Blank
G	Y	DNR	Blank	Show	Show	Show	Show

About EOC Assessments

- The admin date is formatted as *MM-YYYY*, where *MM* is the two-digit season (13: Fall, 14: Winter, 15: Spring, and 16: Summer), and *YYYY* is the four-digit year.
- The next column displays the name of the EOC assessment.
- The last column displays the student's performance:
 - For Algebra I, Biology, and U.S. History, the report displays the highest level passed from the **Student Academic Performance** fields on [Test Scores > Maintenance > Individual Maintenance > EOC](#).
 - For English I and English II, if the scores are available, the report displays the highest level passed from the **Student Academic Performance** fields on [Test Scores > Maintenance > Individual Maintenance > EOC](#). Otherwise, it attempts to combine the Reading and Writing scores in the following manner:
 - Display III if the English I Reading score combined with the English I Writing score is 3750 or greater, and both Reading and Writing are level III (the same for English II Reading and Writing scores apply to English II).
 - Display II if the English I Reading score combined with the English I Writing score is

3750 or greater, and both Reading and Writing are not level III (the same for English II Reading and Writing scores apply to English II) and both tests meet the score criteria. For both English I and English II, either the Reading or Writing test must have a score of 1875 or greater, and the other test must meet the following minimum score:

- If the English I Reading score is at least 1875, the English I Writing Score must be at least 1798.
 - If the English I Writing score is at least 1875, the English I Reading score must be at least 1813.
 - If the English II Reading score is at least 1807, the English I Writing Score must be at least 1798.
 - If the English I Writing score is at least 1875, the English I Reading score must be at least 1806.
- Display the lowest level achieved between the Reading and Writing if the English I Reading score combined with the English I Writing score is less than 3750 and the student has both an English I Reading and Writing score (the same for English II Reading and Writing scores apply to English II).
 - If Reading and Writing are not available in EOC, the program will check EOC Transition for the same information.
- If a student is exempt from taking one or more EOC exams, the four-digit year of the exemption is displayed next to the exam name. If the student is exempt from the AAR, N/A is displayed next to the exam. If a student is in special education and the ARD committee has made an exception for him, II is displayed next to the exam.
 - If a level cannot be determined for the EOC subject, the **EOC Assessment** level displays I. This applies to students who do not have a value for **Student Academic Performance Level I, II, or III** for the five EOC subjects that appear on the AARs, are not combining Reading and Writing Scores for English I or English II, and are not exempt from taking the exam with either an AAR exemption or ARD exception.

Individual Graduation Committee (IGC) Students:

For IGC students, I is displayed for Level I in the for any EOC assessment where the student who did not pass with II, III, Approaches, Meets, or Masters, regardless of year assessment was taken.

NOTES:

A student is considered IGC if he has a record on his most recent enrollment year on [Registration > Maintenance > Student Enrollment > Local Programs](#) with the **Local Program** field set to a code that matches the **Local Program for IGC Reporting** code on State Reporting > Options (even if there is a withdrawal date in the most recent record). If there is no value specified in State Reporting, the program will look for code *IGC* in the **Local Program** field on [Registration > Maintenance > Student Enrollment > Local Programs](#) .

If student has an **End-of-Course Exception** for a subject on [Grade Reporting > Maintenance > Student > Individual Maint > EOC Exception](#), this will take precedence over IGC, with *ARD Met Standards* defaulting to I and *AAR Exempt* defaulting to N/A.


Other than EOC Exception and IGC, subjects taken prior to 2017 will use I, II, III. Subjects taken 2017 and later will use DidNotMeet, Approaches, Meets, Masters.


Report fields


Report Field	Description
Birth Date	The student's date of birth.
Class Size	The number of students ranked as computed by the Cumulative Grade Averaging and Class Ranking utility.
College 4 point	The sum of Total Points / sum of Nbr Crs for credit level H courses in 4-point grade averaging.
CPR Dt Completed	The date on which the student completed a course satisfying the FHSP requirement for cardiopulmonary resuscitation (CPR) instruction.
Credit Totals (State + Local)	The sum of the total state credit and total local credit.
DAPA Meas	The type of advanced measure (A-F) earned as required to graduate under the Distinguished Achievement Program. It is reported as follows: Code A can be used once or twice. Code D can be used only once. Codes B, C, E, and F can be used without limit.
Date of Certificate of Coursework Completion	The date on which the district awarded a certificate of coursework completion to the student who successfully completed all coursework requirements, but failed to perform satisfactorily on the statewide exit-level assessment.
Date of Class Rank	The date on which ranking was computed by the Cumulative Grade Averaging and Class Ranking utility.
Date of Graduation	The date on which the student will graduate.
District	The name of the school district to which the campus is assigned.
Ethnicity	The student's ethnicity.
Exit Level Assessment	The month and year the student passed the TAAS/TAKS exit exams.
Gender	The student's gender.
GPA	The grade point average as computed by the Cumulative Grade Averaging and Class Ranking utility.
Graduation Program Type	The graduation program pursued by the student.
Local	The student's total number of credits for courses taken for local credit only.
Name	The full legal name of the student as submitted to PEIMS.
Par/Guard	The first and last names of the parent or guardian, followed by the student's current address.
Quartile	The statistical value computed by the Cumulative Grade Averaging and Class Ranking utility. Quartile is calculated by dividing a student's cumulative rank by the total students included when calculating the cumulative rank, and indicates where in the graduation class the student falls by quarters (e.g., 1 = ranked in top 25% of students (i.e., his cumulative average is better than 75% of the students), 2 = ranked in the top 50% of students, etc.).

Report Field	Description	
Race	The value reported for the student's race as follows: If multiple races are selected for the student, the word Multi is displayed. If only one race is selected, the specific race is displayed (i.e., American Indian/Alaskan Native, Asian, Black/African American, Hawaiian/Pacific Isl, or White). If no races are selected, the field is blank.	
Rank	The class rank of the student as computed by the Cumulative Grade Averaging and Class Ranking utility.	
Sch Addr	The campus address.	
Sch Phone	The campus phone number.	
School	The campus ID and name.	
Schools Awarding Credit	The ending school year, county-district number, and campus ID of all schools at which the student received credits.	
SE	(Special Explanation code) displays the codes entered in the Spec Cons fields in the district master schedule under Course Codes and Credits (up to two codes).	
Signature and Title of School Official	The line for the handwritten signature and title of the school official approving the AAR.	
Speech Dt Completed	The date on which the student completed a course satisfying the FHSP requirement for speech instruction.	
SSN	The student's social security number or state-assigned number.	
State	The total number of credits awarded for courses other than those designated as local courses.	
Student ID	The number assigned to the student by the district for local use only.	
TEXAS Grant Ind	The code indicating the graduation program the student is on track to complete, which identifies the student's TEXAS (Toward EXcellence, Access, & Success) grant eligibility status.	
Field Name on Report	Breadcrumb	Field Name on Tab
If Performance Acknowledgment are printed:		
Industry Credentials or Certification	Graduation Plan > Maintenance > Student > Individual Maintenance > PGP (if student has Grad Plan) Registration > Maintenance > Student Enrollment > Demo3 (if student does not have Grad Plan)	Industry Credentials or Certification

Run the report:

Parameter	Description
Campus ID	Type the three-digit campus ID, or click  to select the campus .
Include Withdrawn Students (Y, N)	Y - Include withdrawn students. N - Do not include withdrawn students.
Include Withdrawn Courses (Y, N)	Y - Include withdrawn courses. N or blank - Do not include withdrawn courses.

Parameter	Description
Include Local Courses in Total Credit (Y, N)	Y - Include local courses in total credit. N - Do not include local courses in total credit.
Attendance Track (Blank for All)	Type the two-digit attendance track. Leave blank to select all tracks.
Sort Order (A=Alpha, G=Grade Lvl, C=Control Nbr, Blank=A)	A or blank - Sort alphabetically. G - Sort by grade level. C - Sort by control number.
Grade Level (Blank for All)	Type the two-character grade level, click  to select the grade level , or leave blank to select all grade levels. Leave blank also to run the report for a student who is below grade level 8.
Print Rank & GPA (Y, N, R=Rank Only, G=GPA Only)	Y - Print rank and GPA. N - Leave GPA field blank. R - Print rank only. G - Print GPA only. If you select N or G, "DNR" (Does Not Rank) is displayed in the Rank field on the AAR.
Print College 4pt (Y, N)	Y - Print the college four-point average. N - Do not print the college four-point average.
Print Quartile (Y, N)	Y - Print the quartile. N - Do not print the quartile.

Parameter	Description																																				
Student IDs (Blank for All)	<p>Type the six-digit student ID number, including all leading zeros. Separate multiple IDs with a comma (e.g., 098321,096476). Or, click  to select the students. Leave blank to select all students. You can select up to 300 student IDs.</p> <p>NOTE: If you specify a student ID, the Include Withdrawn Students and Grade Level parameters are ignored.</p> <p>If you specify a student ID for a No Show student, an AAR is printed for the student.</p> <p>If you specify a student ID for a student below grade level 9 who is taking high school-level courses, an AAR is printed with only the high school level courses. Grade Level must be blank.</p> <p>Example:</p> <table border="1" data-bbox="491 739 1473 1415"> <thead> <tr> <th>2017</th> <th>2018</th> <th>2019</th> <th>Campus Access</th> <th>Campus ID</th> <th>Report Printed</th> </tr> </thead> <tbody> <tr> <td>Records at 041</td> <td>Records at 001</td> <td>Records at 001 and 002 with latest at 002</td> <td>002 only</td> <td>= 001</td> <td>None</td> </tr> <tr> <td>Records at 041</td> <td>Records at 001</td> <td>Records at 001 and 002 with latest at 002</td> <td>002 only</td> <td>= 041</td> <td>None</td> </tr> <tr> <td>Records at 041</td> <td>Records at 001</td> <td>Records at 001 and 002 with latest at 002</td> <td>002 only</td> <td>= 002</td> <td>All years</td> </tr> <tr> <td>Records at 042</td> <td>Records at 041</td> <td>No records</td> <td>042 only</td> <td>= 042</td> <td>None</td> </tr> <tr> <td>Records at 041</td> <td>Records at 001</td> <td>No records</td> <td>001 only</td> <td>= 001</td> <td>All years</td> </tr> </tbody> </table>	2017	2018	2019	Campus Access	Campus ID	Report Printed	Records at 041	Records at 001	Records at 001 and 002 with latest at 002	002 only	= 001	None	Records at 041	Records at 001	Records at 001 and 002 with latest at 002	002 only	= 041	None	Records at 041	Records at 001	Records at 001 and 002 with latest at 002	002 only	= 002	All years	Records at 042	Records at 041	No records	042 only	= 042	None	Records at 041	Records at 001	No records	001 only	= 001	All years
2017	2018	2019	Campus Access	Campus ID	Report Printed																																
Records at 041	Records at 001	Records at 001 and 002 with latest at 002	002 only	= 001	None																																
Records at 041	Records at 001	Records at 001 and 002 with latest at 002	002 only	= 041	None																																
Records at 041	Records at 001	Records at 001 and 002 with latest at 002	002 only	= 002	All years																																
Records at 042	Records at 041	No records	042 only	= 042	None																																
Records at 041	Records at 001	No records	001 only	= 001	All years																																
Title of School Official	Type the title of the school official, up to 28 characters.																																				

Parameter	Description																		
Print All Students for Prior School Year (YYYY)	<p>Type the four-digit prior school year.</p> <p>If entered:</p> <ul style="list-style-type: none"> The report can only be run for all students for a specific grade level. Campus ID and Include Withdrawn Students are considered for the prior school year. No Show students are not considered for the prior school year. <p>If blank:</p> <ul style="list-style-type: none"> Include Withdrawn Students is considered. No Show students are not considered. If Grade Level=12, the report is printed only for 12th grade students in the current year for the selected campus. If Grade Level is blank, the report is printed only for students in the current year for the selected campus. <p>Example:</p> <table border="1" data-bbox="491 768 1471 1102"> <thead> <tr> <th>2018</th> <th>2019</th> <th>2020</th> <th>Campus Access</th> <th>Campus ID Number</th> <th>Report Printed</th> </tr> </thead> <tbody> <tr> <td>Records at 041</td> <td>Records at 001</td> <td>Records at 001 and 002 with latest at 002</td> <td>002 only</td> <td>= 002</td> <td>All years</td> </tr> <tr> <td>Records at 041</td> <td>Records at 001</td> <td>Records at 001</td> <td>002 only</td> <td>= 002</td> <td>None</td> </tr> </tbody> </table>	2018	2019	2020	Campus Access	Campus ID Number	Report Printed	Records at 041	Records at 001	Records at 001 and 002 with latest at 002	002 only	= 002	All years	Records at 041	Records at 001	Records at 001	002 only	= 002	None
2018	2019	2020	Campus Access	Campus ID Number	Report Printed														
Records at 041	Records at 001	Records at 001 and 002 with latest at 002	002 only	= 002	All years														
Records at 041	Records at 001	Records at 001	002 only	= 002	None														
Print Student SSN (Y, N, M)	<p>Y - Print the entire social security number.</p> <p>N - Print XXX-XX-XXXX for the social security number.</p> <p>M - Print the masked social security number (e.g., XXX-XX-1234).</p>																		
Print TAKS, ACT, SAT, EOC, AP, TSIA Scores (A=All, B=Best, D=Test Dates, Blank=No)	<p>A - Print all scores for that assessment.</p> <p>B - Print the scores and test date for the exam with the best total score for that assessment.</p> <p>D - Print the test dates for that assessment.</p> <p>blank - Do not print test data for that assessment.</p> <p>For SAT, two scores are displayed if the student took both the old SAT prior to March 2016 and the new SAT with revised scores March 2016 or later.</p>																		
Performance Acknowledgment (Y, N)	<p>Y - Print all Performance Acknowledgment data.</p> <p>N or blank - Do not print Performance Acknowledgment data.</p>																		



Back Cover