



SGR2048 - Summary of Student Credits by Sch Yr

Table of Contents




SGR2048 - Summary of Student Credits by Sch Yr 1

SGR2048 - Summary of Student Credits by Sch Yr

Grade Reporting > Reports > Grade Reporting Reports > Grades > SGR2048 - Summary of Student Credits by Sch Yr

This report lists state, local, and total credits for students in grade levels 9-12 as of the date on which the report is run.

Run the report:

Parameter	Description
Campus ID	Type the three-digit campus ID, or click  to select the campus .
Include Withdrawn Students (Y, N)	Y - Include withdrawn students. N - Do not include withdrawn students.
Include Withdrawn Courses (Y, N)	Y - Include withdrawn courses. N or blank - Do not include withdrawn courses.
Attendance Track (Blank for All)	Type the two-digit attendance track. Leave blank to select all tracks.
Sort Order (A=Alpha, G=Grade Lvl, C=Control Nbr, Blank=A)	A or blank - Sort alphabetically. G - Sort by grade level. C - Sort by control number.
Grade Level (Blank for All)	Type the two-character grade level, click  to select the grade level , or leave blank to select all grade levels.
Student IDs (Blank for All)	Type the six-digit student ID number, including all leading zeros. Separate multiple IDs with a comma (e.g., 098321,096476). Or, click  to select the students . Leave blank to select all students. NOTE: If you specify a student ID, the Include Withdrawn Students and Grade Level parameters are ignored. If you specify a student ID for a No Show student, the report is printed for the student.

Parameter	Description																							
Print All Students for Prior School Year (YYYY)	<p>Type the four-digit prior school year.</p> <p>If entered:</p> <ul style="list-style-type: none"> • The report can only be run for all students for a specific grade level. • Campus ID and Include Withdrawn Students are considered for the prior school year. • No Show students are not considered for the prior school year. <p>If blank:</p> <ul style="list-style-type: none"> • Include Withdrawn Students is considered. • No Show students are not considered. • If Grade Level=12, the report is printed only for 12th grade students in the current year for the selected campus. • If Grade Level is blank, the report is printed only for students in the current year for the selected campus. <p>Example:</p> <table border="1" data-bbox="424 768 1477 1070"> <thead> <tr> <th data-bbox="424 768 592 846">2018</th> <th data-bbox="592 768 759 846">2019</th> <th data-bbox="759 768 962 846">2020</th> <th data-bbox="962 768 1134 846">Campus Access</th> <th data-bbox="1134 768 1313 846">Campus ID Number</th> <th data-bbox="1313 768 1477 846">Report Printed</th> </tr> </thead> <tbody> <tr> <td data-bbox="424 846 592 994">Records at 041</td> <td data-bbox="592 846 759 994">Records at 001</td> <td data-bbox="759 846 962 994">Records at 001 and 002 with latest at 002</td> <td data-bbox="962 846 1134 994">002 only</td> <td data-bbox="1134 846 1313 994">= 002</td> <td data-bbox="1313 846 1477 994">All years</td> </tr> <tr> <td data-bbox="424 994 592 1070">Records at 041</td> <td data-bbox="592 994 759 1070">Records at 001</td> <td data-bbox="759 994 962 1070">Records at 001</td> <td data-bbox="962 994 1134 1070">002 only</td> <td data-bbox="1134 994 1313 1070">= 002</td> <td data-bbox="1313 994 1477 1070">None</td> </tr> </tbody> </table>						2018	2019	2020	Campus Access	Campus ID Number	Report Printed	Records at 041	Records at 001	Records at 001 and 002 with latest at 002	002 only	= 002	All years	Records at 041	Records at 001	Records at 001	002 only	= 002	None
2018	2019	2020	Campus Access	Campus ID Number	Report Printed																			
Records at 041	Records at 001	Records at 001 and 002 with latest at 002	002 only	= 002	All years																			
Records at 041	Records at 001	Records at 001	002 only	= 002	None																			



Back Cover