



## **SGR2075 - Cumulative Grd Avg Info By Student (Info Only)**



# Table of Contents

**SGR2075 - Cumulative Grd Avg Info By Student (Info Only) ..... 1**



# SGR2075 - Cumulative Grd Avg Info By Student (Info Only)


**Grade Reporting > Reports > Grade Reporting Reports > Grades > SGR2075 - Cumulative Grd Avg Info By Student (Info Only)**

This report displays information used in calculating grade average and class rank for each of a student's courses, one student per page, for all years through the current school year (or specified ending school year) where the student took at least one graded course for the selected credit level. The report does not update student grade averaging records or calculate rank, it only displays results from the [Grade Averaging and Class Ranking](#) and [Historical Grade Averaging and Class Ranking](#) utilities.



The report is similar to [SGR2070](#), except that SGR2075 prints all years, not just one year, for the selected credit level.

**NOTE:** The report includes courses that are not averaged but are counted for credit. For these courses an asterisk is printed in the **GA Wgt** column.

## Run the report:

Parameter	Description
<b>Ending School Year (YYYY)</b>	Type the four-digit ending school year. For example, for the 2022-2023 school year, type 2023. The report will include all high school years through the specified ending school year.
<b>Campus ID</b>	Type the three-digit campus ID, or click  to <a href="#">select the campus</a> .
<b>Method (G=Grade Point, N=Numeric)</b>	G - Use the grade point method ( <a href="#">Maintenance &gt; Tables &gt; Grade Reporting Tables &gt; Grade Averaging Table</a> ).  N - Use the numeric method ( <a href="#">Maintenance &gt; Tables &gt; Grade Reporting Tables &gt; Num Grade Avg Operator/Value</a> ).

You must specify either a student ID or grade level; the report cannot be run for all students at the campus.

<b>Student ID (Blank for All)</b>	Type the six-digit student ID number, including all leading zeros. Or, click  to <a href="#">select the student</a> . Leave blank to select all students.
<b>Grade Level (Blank for All)</b>	Type the two-character grade level, click  to <a href="#">select the grade level</a> , or leave blank to select all grade levels.

The following “**If Grades used=**” parameters only apply if you are running the report to include current year data, or to the ending school year entered. For any prior school years, all semesters/cycles are included. Make selections according to the grading concept used at the campus (i.e., **Grading Concept** on [Maintenance > Tables > Campus Control Options > Computation](#)).

Example: During the second semester of the current school year, where semester grades are used, you can run the report in order to determine a student's standing as of the end of the first semester. In this case, you would include all first semester cycles, and exclude all second semester cycles.

<b>If Grades used = Sem, Include Sem 1-4 (Y, N)</b>	<p>If semester grades are used, for semesters 1-4 indicate if you want to include the semester grade.</p> <p>Y - Include the semester grade.</p> <p>N or blank - Do not include the semester grade.</p>
<b>If Grades used = Cyc, Include Sem 1, Cyc 1-3 (Y, N)</b>	<p>If cycle grades are used, for semester 1-cycles 1-3 indicate if you want to include the cycle grade.</p> <p>Y - Include the cycle grade.</p> <p>N or blank - Do not include the cycle grade.</p>
<b>If Grades used = Cyc, Include Sem 2, Cyc 1-3 (Y, N)</b>	<p>If cycle grades are used, for semester 2-cycles 1-3 indicate if you want to include the cycle grade.</p> <p>Y - Include the cycle grade.</p> <p>N or blank - Do not include the cycle grade.</p>
<b>If Grades used = Cyc, Include Sem 3, Cyc 1 (Y, N)</b>	<p>If cycle grades are used, for semester 3-cycle 1 indicate if you want to include the cycle grade.</p> <p>Y - Include the cycle grade.</p> <p>N or blank - Do not include the cycle grade.</p>
<b>Credit Level (E=Elem, M=Mid, H=High)</b>	<p>E - Select elementary credit level courses.</p> <p>H - Select high school credit level courses.</p> <p>M - Select middle school credit level courses.</p>

**Exclude Stu Crs Excl from Honor Roll (Y, N)**

Y - Exclude students who have taken a course excluded from honor roll, as follows:

- If the **Student ID** parameter blank, if a student is enrolled in any courses in which the **HRoll Cd** field is N (*exclude student*) in the district master schedule, the student is not included in the report.
- If a student ID is specified, the student is included, regardless of the **HRoll Cd** setting.
- If a student is not enrolled in any courses where **HRoll Cd** is N, but is enrolled in course(s) where **HRoll Cd** is E (*exclude course*), the courses are excluded, but the student is still eligible for grade averaging and class ranking. In this case, the courses with **HRoll Cd** E are listed on the report with the **GA Wgt** set to 0.

N or blank - Do not use this option.



## Back Cover