



---

# **SGR5000 - Count of Special Ed Students per Teacher**



# Table of Contents

**SGR5000 - Count of Special Ed Students per Teacher** ..... 1






# SGR5000 - Count of Special Ed Students per Teacher

**Grade Reporting > Reports > Grade Reporting Reports > Instructors > SGR5000 - Count of Special Ed Students per Teacher**

This report provides counts of special education students per instructor. Speech-only students are not included.

You can include the student's name, grade level, primary disability, and instructional setting details.

## Run the report:

Parameter	Description
<b>Campus ID (Blank for All)</b>	Type the three-digit campus ID, or click  to <a href="#">select the campus</a> . Leave blank to select all campuses in the district.  <b>NOTE:</b> If you select to create the report for all campuses, any campuses excluded from district reporting (i.e., campuses that have the <b>Exclude from District Reporting</b> field selected on <a href="#">Registration &gt; Maintenance &gt; Campus Profile &gt; Campus Information Maintenance &gt; Control Info</a> ) are not included in the report. However, you can generate the report for an individual excluded campus by entering the campus ID.
<b>As of Date (MMDDYYYY)</b>	Type the date, or click  to select the date from a calendar.
<b>Period</b>	Type the two-digit period, or leave blank to select all periods.
<b>Print Students (Y, N)</b>	Y - Print the student name, grade level, primary disability, and instructional setting.  N - Print only the student counts.
<b>Control Nbrs (Blank for All)</b>	Type the three-digit instructor IDs (control numbers), separating multiple IDs with a comma (e.g., 112,131). Or, click  to <a href="#">select the instructor IDs</a> . Leave blank to select all instructor IDs.



## Back Cover